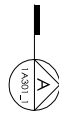
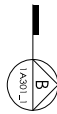


AREA  
GROUND FLOOR LIVING 172 m<sup>2</sup>  
GARAGE 22 m<sup>2</sup>  
  
TOTAL GFA 194 m<sup>2</sup>  
GROUND FLOOR DECKS 30 m<sup>2</sup>  
  
INDICATIVE BLOCK SIZE 544 m<sup>2</sup>

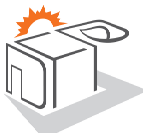
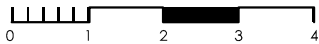
NOTE: GFA CALCULATIONS DO NOT  
INCLUDE DECKS, CARPORTS,  
COURTYARDS, VERANDAHS OR NIB WALLS



01 | OPTION 1A - GROUND FLOOR PLAN  
1A102\_1 1:100

issue	amendment	date

scale bar:



Design For Place

project:  
DESIGN FOR PLACE

client:



Australian Government

project stage:  
PRELIMINARY  
SKETCH PLANS

drawing title:  
OPTION 1A  
TYPE 1

GROUND FLOOR PLAN

date: 2014  
scale: 1:100  
sheet: A3  
drawn: BW  
check: BW  
verified: -

drawing number:  
1A102\_1



issue:

-

DISCLAIMER This document is supplied "as is". It will need modifying to comply with legal and project requirements. Except and to the extent required by law, the author of the work in this document makes no representations or warranties of any kind concerning the work. This includes, without limitation, any representations or warranties regarding the contents or accuracy of the work, its fitness for a particular purpose, compliance with regulatory requirements and standards or absence of defect or errors. Any warranties and guarantees required by law are not excluded. Designs illustrated will need to be modified where required to comply with all applicable regulations. Materials and colours are notional. Structural engineering and building certification is required where relevant - structural design illustrated is notional only and needs to be verified by a structural engineer