



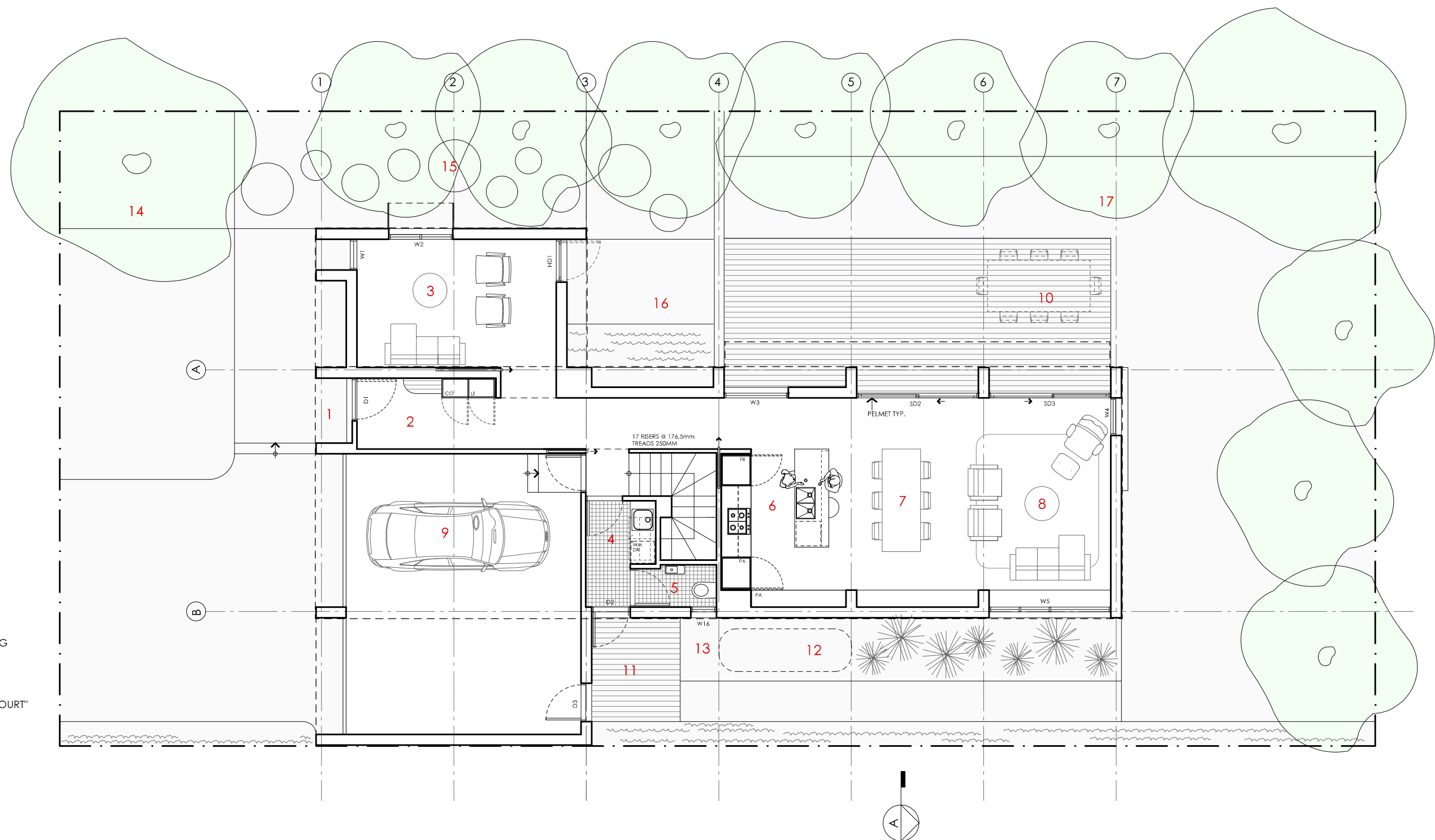






# TELOPEA HOUSE

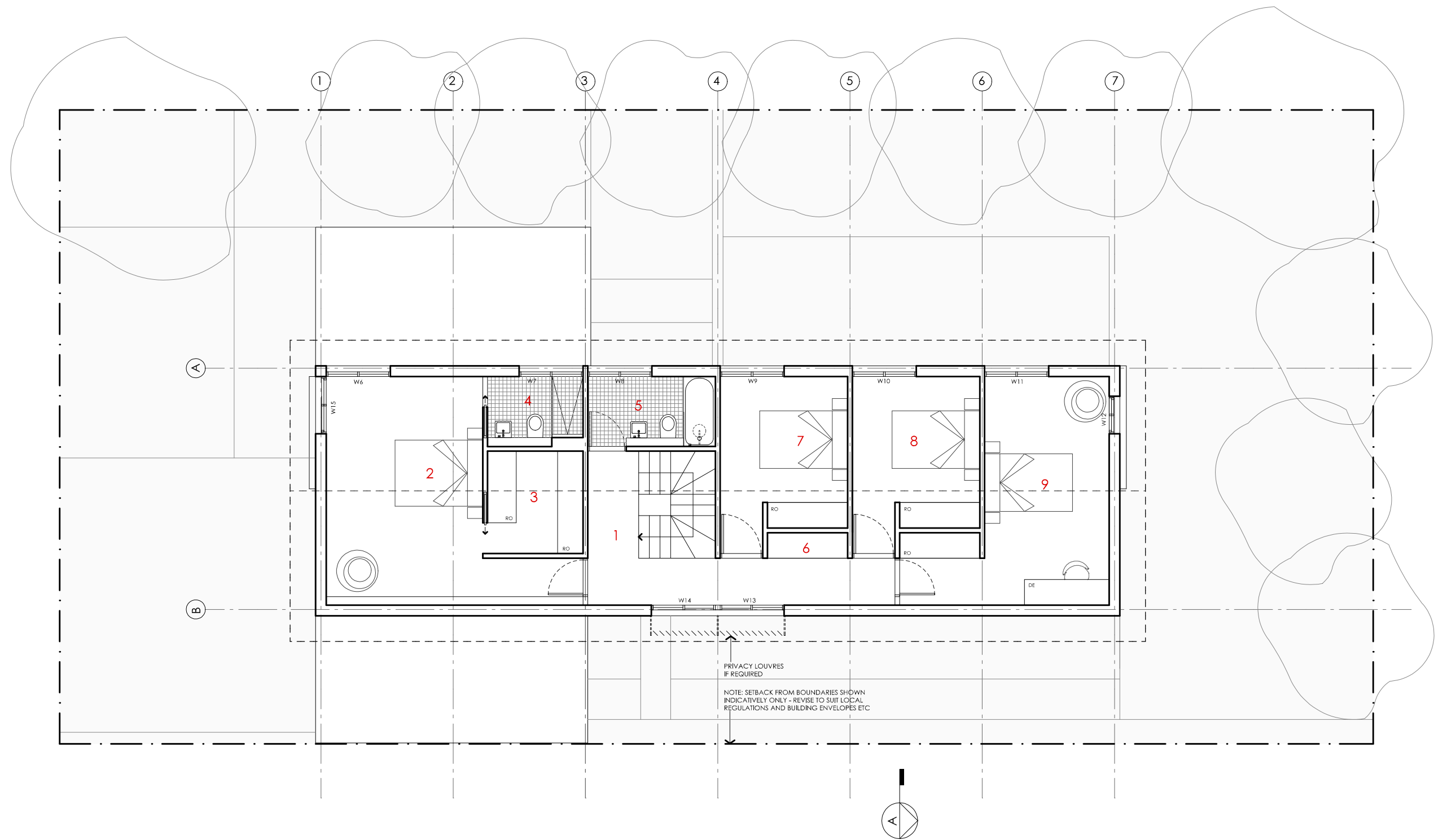
<p><b>LEGEND</b></p> <p>N/A</p>	<p><b>PROJECT</b></p> <div>  <p>Australian Government</p> </div> <div>  <p>YourHome</p> <p>Australia's guide to environmentally sustainable homes</p> </div> <div>  <p>Design For Place</p> </div>	<p><b>DESIGN</b></p> <p><b>Telopea House</b></p> <p><b>DESIGNED FOR</b></p> <p><b>Canberra – Option 1</b></p>	<p><b>DETAILS</b></p> <p><b>Drawing title:</b> Site Plan</p> <p><b>Scale:</b> 1:200</p> <p><b>Paper size:</b> A3</p>
	<p><b>DISCLAIMER</b></p> <p>This house plan is a guide only. It does not constitute legal or other professional advice. You should seek legal or other professional advice in relation to your specific circumstances before adopting any recommendation made within it e.g. advice on structural engineering or building certification requirements. The Commonwealth does not accept responsibility for the accuracy or completeness of this plan, its fitness for a particular purpose, or compliance with any regulatory requirements and standards. Further, the Commonwealth also disclaims liability, to the extent permitted by law, for any liabilities, losses, damages and costs arising from any reliance on the contents of this plan.</p>	<p>Technical drawings should be read with the Telopea House Canberra 'Design Options' document which includes building specifications and rating information.</p>	<p><b>Drawing number:</b> 1/12</p> <p><b>Date issued:</b> March 2020</p> <p><b>Project stage:</b> Preliminary</p> <div>  <p>N</p> </div>



- KEY**
- 1 ENTRY PORTICO
  - 2 ENTRY
  - 3 LIVING 2
  - 4 LAUNDRY
  - 5 POWDER ROOM
  - 6 KITCHEN
  - 7 DINING
  - 8 LIVING
  - 9 GARAGE
  - 10 OUTDOOR ENTERTAINING
  - 11 DECK
  - 12 WATER TANK
  - 13 SERVICES ZONE
  - 14 "STREET COURT"
  - 15 "WINTER AFTERNOON COURT"
  - 16 "REFLECTIVE COURT"
  - 17 "ENTERTAINING COURT"





# TELOPEA HOUSE

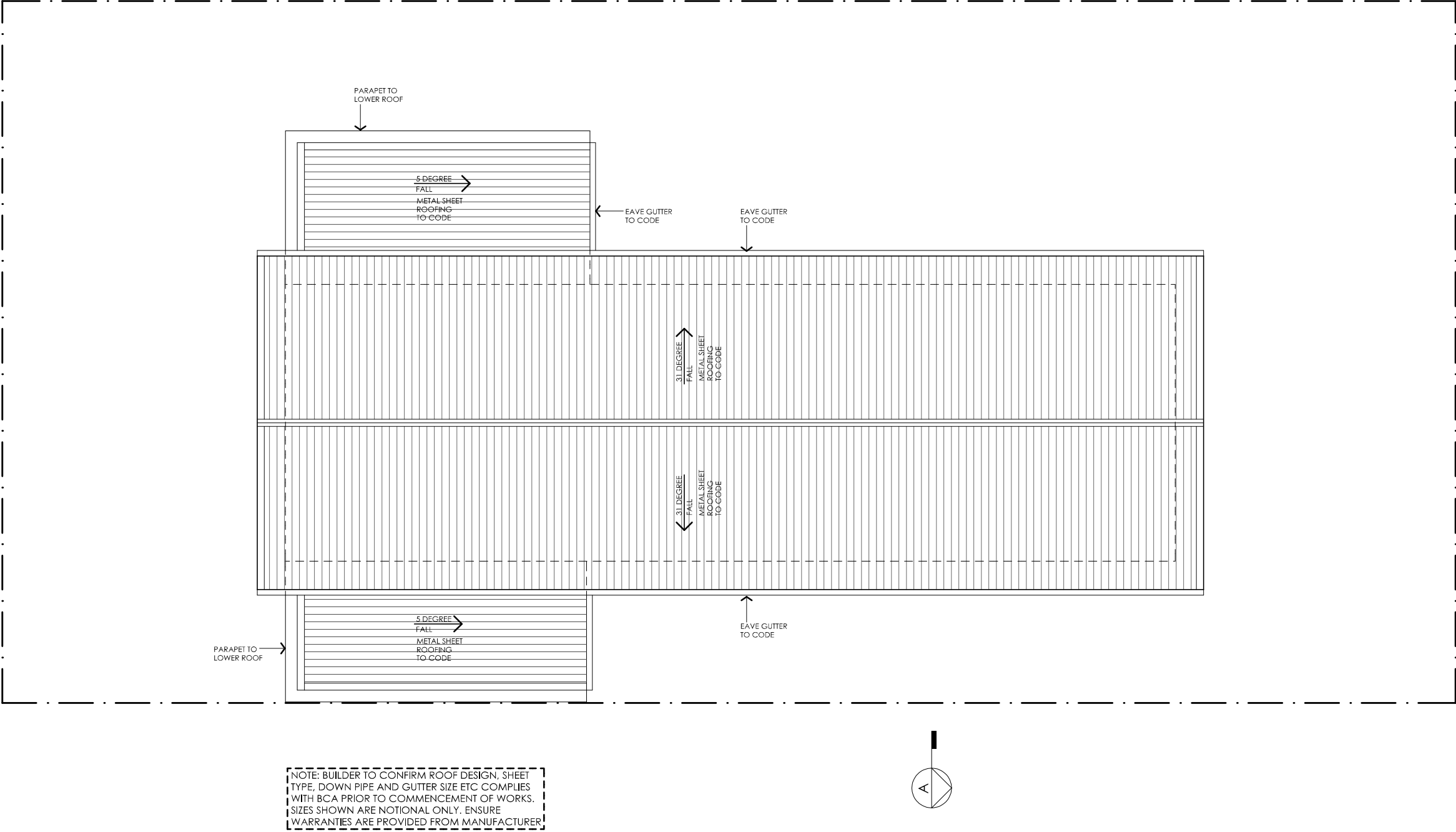
<p><b>NOTES</b></p> <p>GFL LIVING 89 m2</p> <p>GARAGE 41 m2</p> <p>UFL LIVING 101 m2</p> <p>TOTAL GFA 231 m2</p> <p><small>NOTE: GFA CALCULATIONS DO NOT INCLUDE DECKS, TERRACES, COURTYARDS, VERANDAHs, VOIDS, STAIRS &amp; BALCONIES @ UFL. NOTE THAT INTERNAL ROOM DIMENSIONS ARE NOMINAL ONLY AND GENERALLY INCLUDE JOINERY WITHIN THOSE DIMENSIONS.</small></p>	<p><b>PROJECT</b></p> <p> <b>Australian Government</b></p> <p> <b>YourHome</b> Australia's guide to environmentally sustainable homes</p> <p> <b>Design For Place</b></p> <p><b>DISCLAIMER</b></p> <p>This house plan is a guide only. It does not constitute legal or other professional advice. You should seek legal or other professional advice in relation to your specific circumstances before adopting any recommendation made within it e.g. advice on structural engineering or building certification requirements. The Commonwealth does not accept responsibility for the accuracy or completeness of this plan, its fitness for a particular purpose, or compliance with any regulatory requirements and standards. Further, the Commonwealth also disclaims liability, to the extent permitted by law, for any liabilities, losses, damages and costs arising from any reliance on the contents of this plan.</p>	<p><b>DESIGN</b></p> <p><b>Telopea House</b></p> <p><b>DESIGNED FOR</b></p> <p><b>Canberra - Option 1</b></p> <p>Technical drawings should be read with the Telopea House Canberra 'Design Options' document which includes building specifications and rating information.</p>	<p><b>DETAILS</b></p> <p><b>Drawing title:</b> Ground Floor Plan</p> <p><b>Scale:</b> 1:100</p> <p><b>Paper size:</b> A3</p> <p><b>Drawing number:</b> 2/12</p> <p><b>Date issued:</b> March 2020</p> <p><b>Project stage:</b> Preliminary</p> <p></p>
----------------------------------------------------------------------------------------------------------------------------------------------------------------------------------------------------------------------------------------------------------------------------------------------------------------------------------------------------------------------	----------------------------------------------------------------------------------------------------------------------------------------------------------------------------------------------------------------------------------------------------------------------------------------------------------------------------------------------------------------------------------------------------------------------------------------------------------------------------------------------------------------------------------------------------------------------------------------------------------------------------------------------------------------------------------------------------------------------------------------------------------------------------------------------------------------------------------------------------------------------------------------------------------------------------------------------------------------------------------------------------------------------------------------------------------------------------------------------------------------------------------------------------------------------------------------------------	---------------------------------------------------------------------------------------------------------------------------------------------------------------------------------------------------------------------------------------------------------------------------------	---------------------------------------------------------------------------------------------------------------------------------------------------------------------------------------------------------------------------------------------------------------------------------------------------------------------------------------------



- KEY
- 1 LANDING
  - 2 BEDROOM 1
  - 3 LIVING 2 / RUMPUS
  - 4 ENSUITE
  - 5 BATHROOM
  - 6 STORAGE
  - 7 BEDROOM 2
  - 8 BEDROOM 3
  - 9 BEDROOM 4

# TELOPEA HOUSE

<p><b>NOTES</b></p> <p>GFL LIVING 89 m2 GARAGE 41 m2 UFL LIVING 101 m2 TOTAL GFA 231 m2</p> <p><small>NOTE: GFA CALCULATIONS DO NOT INCLUDE DECKS, TERRACES, COURTYARDS, VERANDAHS, VOIDS, STAIRS &amp; BALCONIES @ UFL. NOTE THAT INTERNAL ROOM DIMENSIONS ARE NOMINAL ONLY AND GENERALLY INCLUDE JOINERY WITHIN THOSE DIMENSIONS.</small></p>	<p><b>PROJECT</b></p> <div><span>Australian Government</span><span>YourHome</span><span>Design For Place</span></div> <p><b>DISCLAIMER</b></p> <p>This house plan is a guide only. It does not constitute legal or other professional advice. You should seek legal or other professional advice in relation to your specific circumstances before adopting any recommendation made within it e.g. advice on structural engineering or building certification requirements. The Commonwealth does not accept responsibility for the accuracy or completeness of this plan, its fitness for a particular purpose, or compliance with any regulatory requirements and standards. Further, the Commonwealth also disclaims liability, to the extent permitted by law, for any liabilities, losses, damages and costs arising from any reliance on the contents of this plan.</p>	<p><b>DESIGN</b></p> <p><b>Telopea House</b></p> <p><b>DESIGNED FOR</b></p> <p><b>Canberra - Option 1</b></p> <p>Technical drawings should be read with the Telopea House Canberra 'Design Options' document which includes building specifications and rating information.</p>	<p><b>DETAILS</b></p> <p><b>Drawing title:</b> First Floor Plan</p> <p><b>Scale:</b> 1:100</p> <p><b>Paper size:</b> A3</p> <p><b>Drawing number:</b> 3/12</p> <p><b>Date issued:</b> March 2020</p> <p><b>Project stage:</b> Preliminary</p> 
-------------------------------------------------------------------------------------------------------------------------------------------------------------------------------------------------------------------------------------------------------------------------------------------------------------------------------------------------------------	--------------------------------------------------------------------------------------------------------------------------------------------------------------------------------------------------------------------------------------------------------------------------------------------------------------------------------------------------------------------------------------------------------------------------------------------------------------------------------------------------------------------------------------------------------------------------------------------------------------------------------------------------------------------------------------------------------------------------------------------------------------------------------------------------------------------------------------------------------------------------------------------------------------------------------------------------------------------------------------------------------------------------------------------------------------------------------------------------------------------------------------------	---------------------------------------------------------------------------------------------------------------------------------------------------------------------------------------------------------------------------------------------------------------------------------	-------------------------------------------------------------------------------------------------------------------------------------------------------------------------------------------------------------------------------------------------------------------------------------------------------------------------------------






# TELOPEA HOUSE

LEGEND  N/A	<div>PROJECT</div> <div><div> Australian Government</div><div> YourHome Australia's guide to environmentally sustainable homes</div><div> Design For Place</div></div>	<div>DESIGN</div> <div>Telopea House</div> <div>DESIGNED FOR</div> <div>Canberra – Option 1</div> <div>Technical drawings should be read with the Telopea House Canberra 'Design Options' document which includes building specifications and rating information.</div>	<div>DETAILS</div> <div>Drawing title: Roof Plan</div> <div>Scale: 1:100</div> <div>Paper size: A3</div> <div>Drawing number: 4/12</div> <div>Date issued: March 2020</div> <div>Project stage: Preliminary</div> <div></div>
	<div>DISCLAIMER</div> <div>This house plan is a guide only. It does not constitute legal or other professional advice. You should seek legal or other professional advice in relation to your specific circumstances before adopting any recommendation made within it e.g. advice on structural engineering or building certification requirements. The Commonwealth does not accept responsibility for the accuracy or completeness of this plan, its fitness for a particular purpose, or compliance with any regulatory requirements and standards. Further, the Commonwealth also disclaims liability, to the extent permitted by law, for any liabilities, losses, damages and costs arising from any reliance on the contents of this plan.</div>		



01 | STREET ELEVATION SINGLE GARAGE VERSION SHOWN  
1:100

# TELOPEA HOUSE

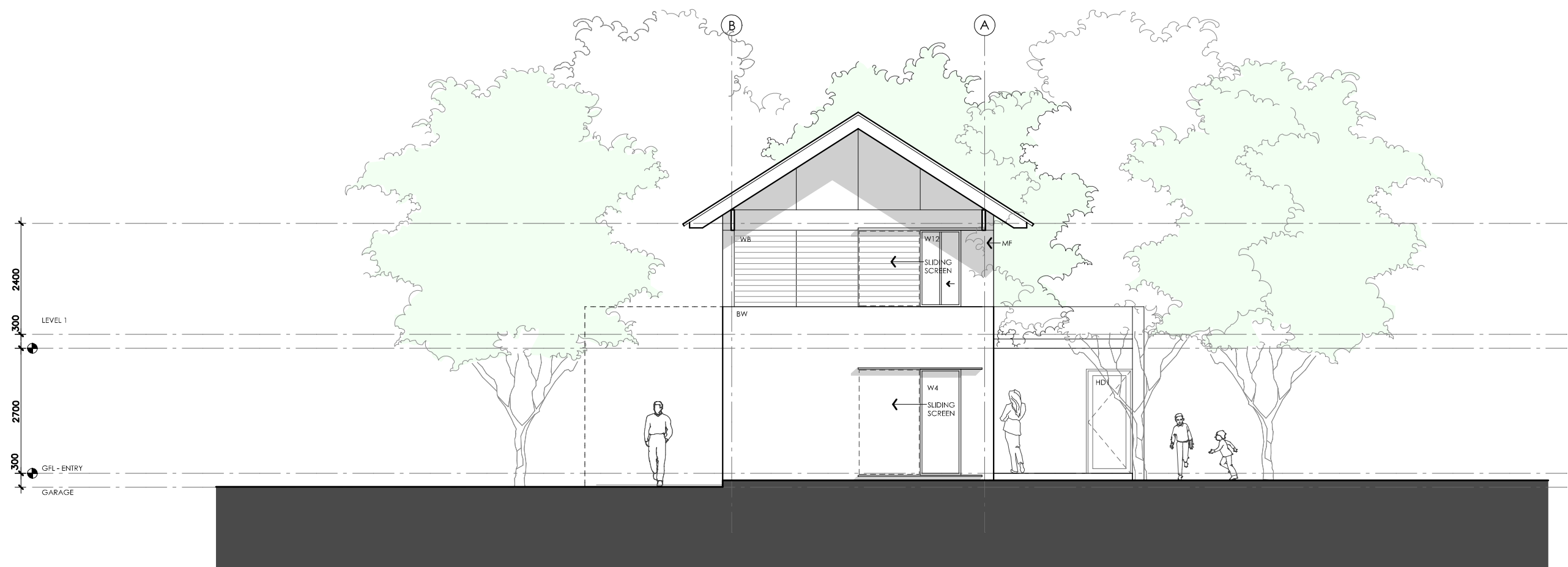
<b>LEGEND</b> BW FACE BRICK WALL TYPE & COLOUR TBC WB WEATHERBOARD CLADDING TYPE & COLOUR TBC CFC COMPRESSED FC SHEET ON TIMBER FRAME EXPRESSED JOINT AT EDGES INDICATED MF FOLDED METAL FASCIA COLOUR TBC ST STEEL WORK COLOUR TBC GD GARAGE DOOR COLOUR TBC AL ALUMINIUM COVER PLATE COLOUR TO MATCH WINDOW FRAMES	<b>PROJECT</b>  Australian Government  YourHome Australia's guide to environmentally sustainable homes  Design For Place <b>DISCLAIMER</b> This house plan is a guide only. It does not constitute legal or other professional advice. You should seek legal or other professional advice in relation to your specific circumstances before adopting any recommendation made within it e.g. advice on structural engineering or building certification requirements. The Commonwealth does not accept responsibility for the accuracy or completeness of this plan, its fitness for a particular purpose, or compliance with any regulatory requirements and standards. Further, the Commonwealth also disclaims liability, to the extent permitted by law, for any liabilities, losses, damages and costs arising from any reliance on the contents of this plan.	<b>DESIGN</b> Telopea House <b>DESIGNED FOR</b> Canberra – Option 1 Technical drawings should be read with the Telopea House Canberra 'Design Options' document which includes building specifications and rating information.	<b>DETAILS</b> <b>Drawing title:</b> Elevation <b>Scale:</b> 1:100 <b>Paper size:</b> A3 <b>Drawing number:</b> 5/12 <b>Date issued:</b> March 2020 <b>Project stage:</b> Preliminary
----------------------------------------------------------------------------------------------------------------------------------------------------------------------------------------------------------------------------------------------------------------------------------------------------------------------------------------------------------------	---------------------------------------------------------------------------------------------------------------------------------------------------------------------------------------------------------------------------------------------------------------------------------------------------------------------------------------------------------------------------------------------------------------------------------------------------------------------------------------------------------------------------------------------------------------------------------------------------------------------------------------------------------------------------------------------------------------------------------------------------------------------------------------------------------------------------------------------------------------------------------------------------------------------------------------------------------------------------------------------------------------------------------------------------------------------------------------------------------------------------------------------------	--------------------------------------------------------------------------------------------------------------------------------------------------------------------------------------------------------------------------------------------	---------------------------------------------------------------------------------------------------------------------------------------------------------------------------------------------------------



01 | NORTH ELEVATION  
1:100

# TELOPEA HOUSE

<p><b>LEGEND</b></p> <p>BW FACE BRICK WALL TYPE &amp; COLOUR TBC</p> <p>WB WEATHERBOARD CLADDING TYPE &amp; COLOUR TBC</p> <p>CFC COMPRESSED FC SHEET ON TIMBER FRAME EXPRESSED JOINT AT EDGES INDICATED</p> <p>MF FOLDED METAL FASCIA COLOUR TBC</p> <p>ST STEEL WORK COLOUR TBC</p> <p>GD GARAGE DOOR COLOUR TBC</p> <p>AL ALUMINIUM COVER PLATE COLOUR TO MATCH WINDOW FRAMES</p>	<p><b>PROJECT</b></p> <div data-bbox="647 1738 979 1822"> </div> <div data-bbox="1124 1732 1555 1822"> </div> <div data-bbox="1748 1726 1866 1822"> </div> <p><b>DISCLAIMER</b></p> <p>This house plan is a guide only. It does not constitute legal or other professional advice. You should seek legal or other professional advice in relation to your specific circumstances before adopting any recommendation made within it e.g. advice on structural engineering or building certification requirements. The Commonwealth does not accept responsibility for the accuracy or completeness of this plan, its fitness for a particular purpose, or compliance with any regulatory requirements and standards. Further, the Commonwealth also disclaims liability, to the extent permitted by law, for any liabilities, losses, damages and costs arising from any reliance on the contents of this plan.</p>	<p><b>DESIGN</b></p> <p><b>Telopea House</b></p> <p><b>DESIGNED FOR</b></p> <p><b>Canberra – Option 1</b></p> <p>Technical drawings should be read with the Telopea House Canberra 'Design Options' document which includes building specifications and rating information.</p>	<p><b>DETAILS</b></p> <p><b>Drawing title:</b> Elevation</p> <p><b>Scale:</b> 1:100</p> <p><b>Paper size:</b> A3</p> <p><b>Drawing number:</b> 6/12</p> <p><b>Date issued:</b> March 2020</p> <p><b>Project stage:</b> Preliminary</p>
------------------------------------------------------------------------------------------------------------------------------------------------------------------------------------------------------------------------------------------------------------------------------------------------------------------------------------------------------------------------------------------------------------------	--------------------------------------------------------------------------------------------------------------------------------------------------------------------------------------------------------------------------------------------------------------------------------------------------------------------------------------------------------------------------------------------------------------------------------------------------------------------------------------------------------------------------------------------------------------------------------------------------------------------------------------------------------------------------------------------------------------------------------------------------------------------------------------------------------------------------------------------------------------------------------------------------------------------	---------------------------------------------------------------------------------------------------------------------------------------------------------------------------------------------------------------------------------------------------------------------------------	----------------------------------------------------------------------------------------------------------------------------------------------------------------------------------------------------------------------------------------



01 | EAST ELEVATION  
1:100

# TELOPEA HOUSE

## LEGEND

- BW FACE BRICK WALL  
TYPE & COLOUR TBC
- WB WEATHERBOARD CLADDING  
TYPE & COLOUR TBC
- CFC COMPRESSED FC SHEET ON TIMBER FRAME  
EXPRESSED JOINT AT EDGES INDICATED
- MF FOLDED METAL FASCIA  
COLOUR TBC
- ST STEEL WORK  
COLOUR TBC
- GD GARAGE DOOR  
COLOUR TBC
- AL ALUMINIUM COVER PLATE  
COLOUR TO MATCH WINDOW FRAMES

## PROJECT



Australian Government



## DISCLAIMER

This house plan is a guide only. It does not constitute legal or other professional advice. You should seek legal or other professional advice in relation to your specific circumstances before adopting any recommendation made within it e.g. advice on structural engineering or building certification requirements. The Commonwealth does not accept responsibility for the accuracy or completeness of this plan, its fitness for a particular purpose, or compliance with any regulatory requirements and standards. Further, the Commonwealth also disclaims liability, to the extent permitted by law, for any liabilities, losses, damages and costs arising from any reliance on the contents of this plan.

## DESIGN

Telopea House

DESIGNED FOR

Canberra - Option 1

Technical drawings should be read with the Telopea House Canberra 'Design Options' document which includes building specifications and rating information.

## DETAILS

Drawing title: Elevation

Scale: 1:100

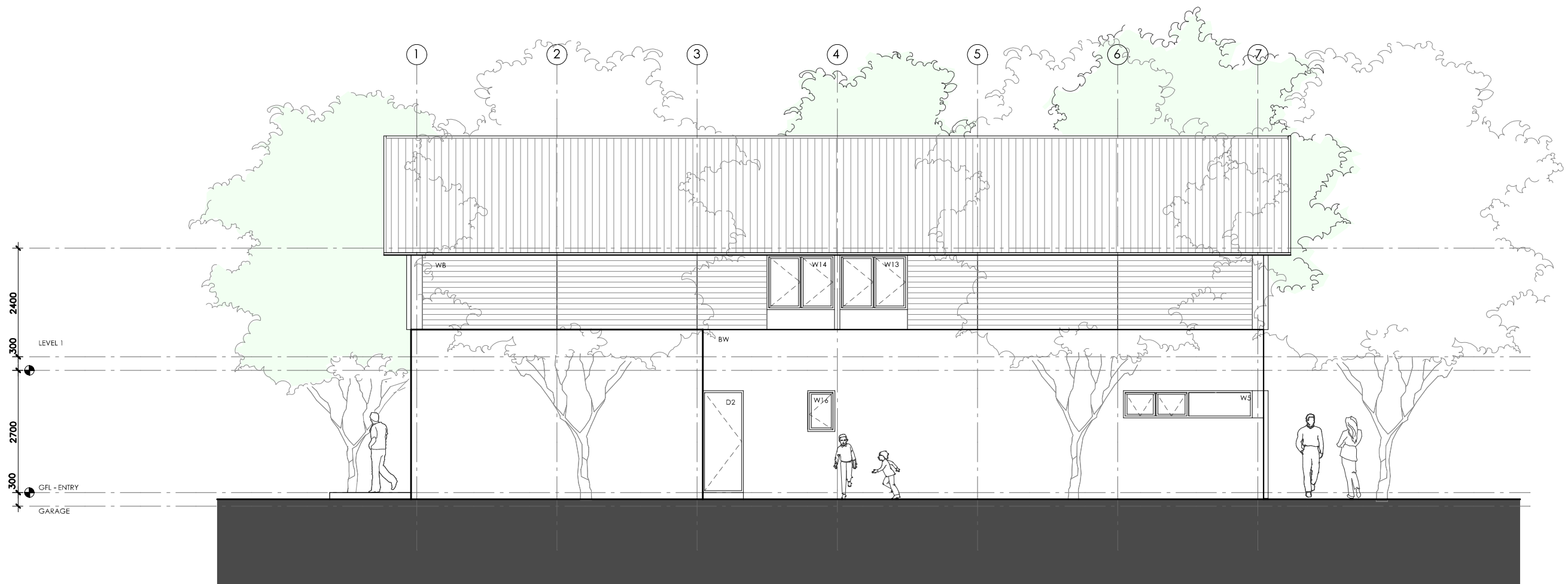
Paper size: A3

Drawing number: 7/12

Date issued: March 2020




Project stage: Preliminary



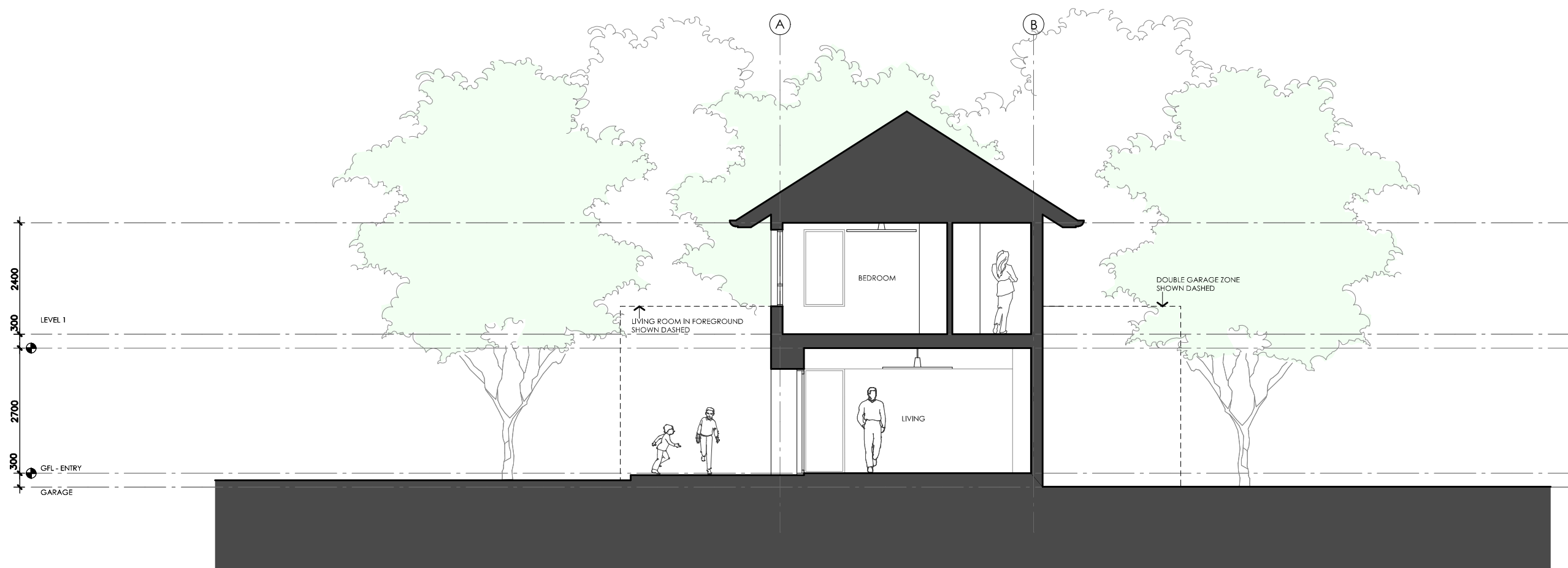


01 | SOUTH ELEVATION  
1:100

# TELOPEA HOUSE


<p><b>LEGEND</b></p> <p>BW FACE BRICK WALL TYPE &amp; COLOUR TBC</p> <p>WB WEATHERBOARD CLADDING TYPE &amp; COLOUR TBC</p> <p>CFC COMPRESSED FC SHEET ON TIMBER FRAME EXPRESSED JOINT AT EDGES INDICATED</p> <p>MF FOLDED METAL FASCIA COLOUR TBC</p> <p>ST STEEL WORK COLOUR TBC</p> <p>GD GARAGE DOOR COLOUR TBC</p> <p>AL ALUMINIUM COVER PLATE COLOUR TO MATCH WINDOW FRAMES</p>	<p><b>PROJECT</b></p> <div>    </div> <p><b>DISCLAIMER</b></p> <p>This house plan is a guide only. It does not constitute legal or other professional advice. You should seek legal or other professional advice in relation to your specific circumstances before adopting any recommendation made within it e.g. advice on structural engineering or building certification requirements. The Commonwealth does not accept responsibility for the accuracy or completeness of this plan, its fitness for a particular purpose, or compliance with any regulatory requirements and standards. Further, the Commonwealth also disclaims liability, to the extent permitted by law, for any liabilities, losses, damages and costs arising from any reliance on the contents of this plan.</p>	<p><b>DESIGN</b></p> <p><b>Telopea House</b></p> <p><b>DESIGNED FOR</b></p> <p><b>Canberra – Option 1</b></p> <p>Technical drawings should be read with the Telopea House Canberra 'Design Options' document which includes building specifications and rating information.</p>	<p><b>DETAILS</b></p> <p><b>Drawing title:</b> Elevation</p> <p><b>Scale:</b> 1:100</p> <p><b>Paper size:</b> A3</p> <p><b>Drawing number:</b> 8/12</p> <p><b>Date issued:</b> March 2020</p> <p><b>Project stage:</b> Preliminary</p>
------------------------------------------------------------------------------------------------------------------------------------------------------------------------------------------------------------------------------------------------------------------------------------------------------------------------------------------------------------------------------------------------------------------	------------------------------------------------------------------------------------------------------------------------------------------------------------------------------------------------------------------------------------------------------------------------------------------------------------------------------------------------------------------------------------------------------------------------------------------------------------------------------------------------------------------------------------------------------------------------------------------------------------------------------------------------------------------------------------------------------------------------------------------------------------------------------------------------------------------------------------------------------------------------------------------------------------------------------------------------------------------------------------------------------------------------------------------------------------	---------------------------------------------------------------------------------------------------------------------------------------------------------------------------------------------------------------------------------------------------------------------------------	----------------------------------------------------------------------------------------------------------------------------------------------------------------------------------------------------------------------------------------

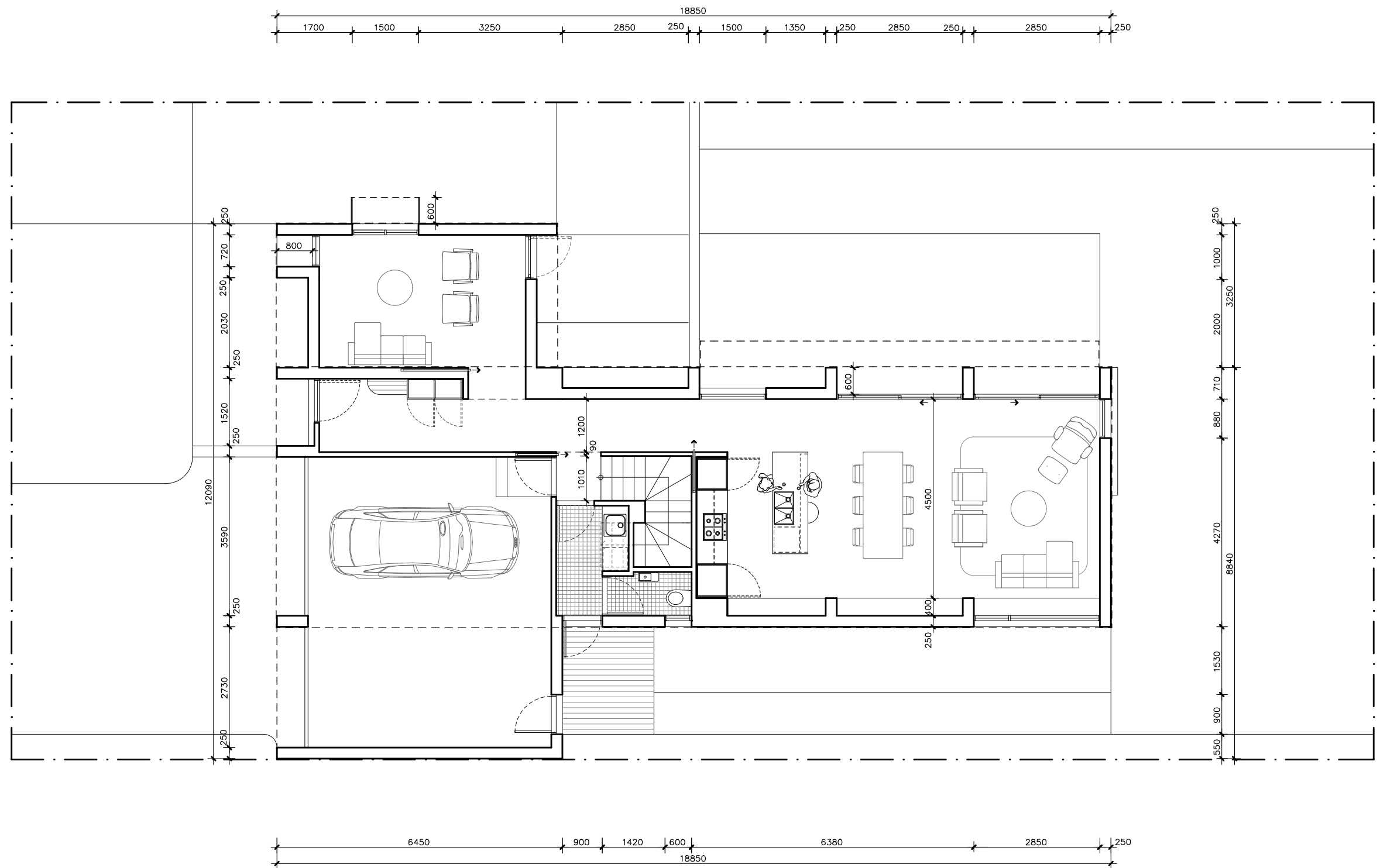




01 | SECTION AA  
1:100

# TELOPEA HOUSE

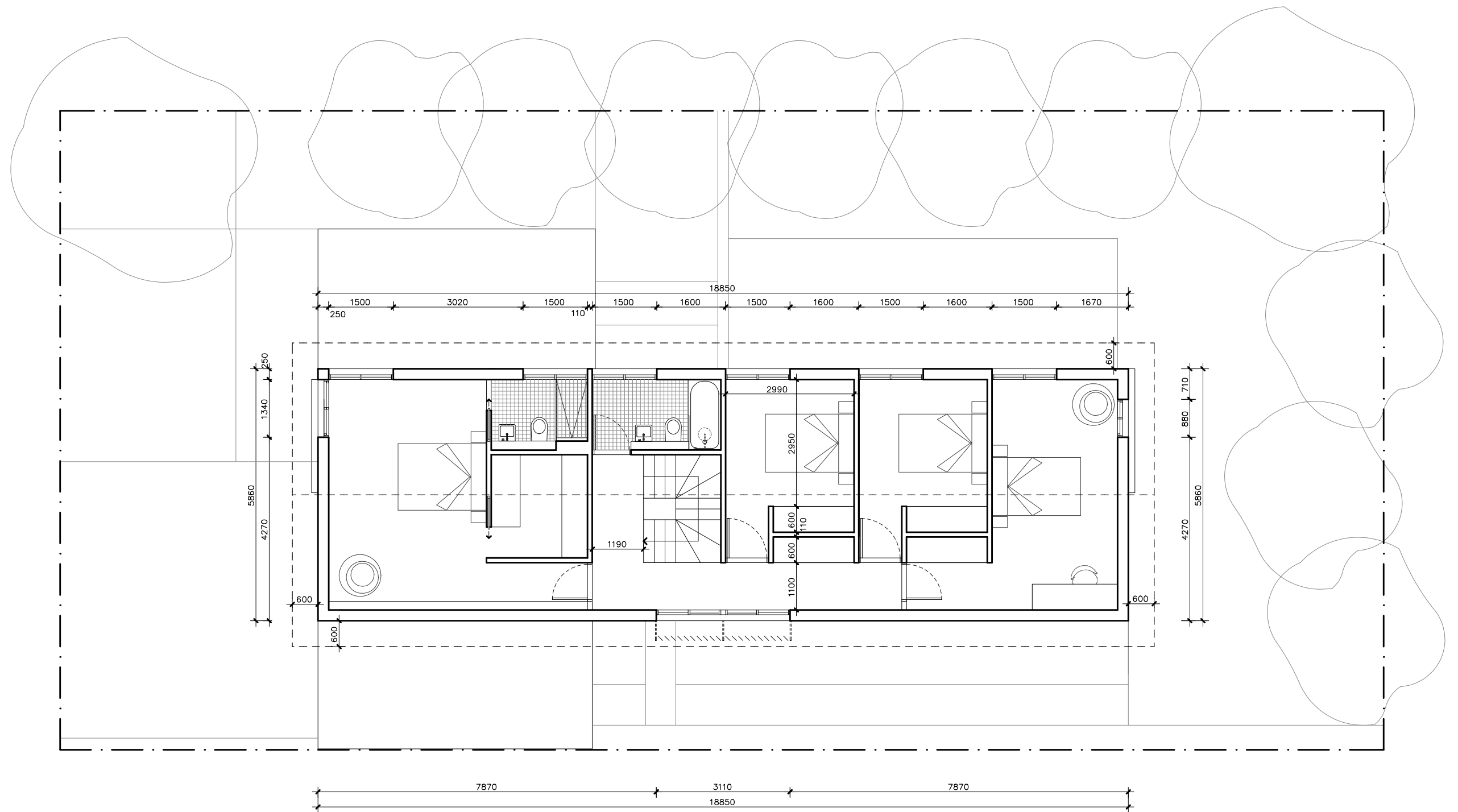
LEGEND N/A	PROJECT <div> Australian Government</div> <div> YourHome Australia's guide to environmentally sustainable homes</div> <div> Design For Place</div>			DESIGN Telopea House	DETAILS
	DISCLAIMER <p>This house plan is a guide only. It does not constitute legal or other professional advice. You should seek legal or other professional advice in relation to your specific circumstances before adopting any recommendation made within it e.g. advice on structural engineering or building certification requirements. The Commonwealth does not accept responsibility for the accuracy or completeness of this plan, its fitness for a particular purpose, or compliance with any regulatory requirements and standards. Further, the Commonwealth also disclaims liability, to the extent permitted by law, for any liabilities, losses, damages and costs arising from any reliance on the contents of this plan.</p>			DESIGNED FOR Canberra – Option 1	<b>Drawing title:</b> Section <b>Scale:</b> 1:100 <b>Paper size:</b> A3 <b>Drawing number:</b> 9/12 <b>Date issued:</b> March 2020 <b>Project stage:</b> Preliminary







# TELOPEA HOUSE

LEGEND  N/A	PROJECT <div> Australian Government</div> <div> YourHome Australia's guide to environmentally sustainable homes</div> <div> Design For Place</div>	DESIGN Telopea House  DESIGNED FOR Canberra – Option 1  Technical drawings should be read with the Telopea House Canberra ‘Design Options’ document which includes building specifications and rating information.	DETAILS <b>Drawing title:</b> Ground Floor Wall Setout Plan  <b>Scale:</b> 1:100  <b>Paper size:</b> A3  <b>Drawing number:</b> 10/12  <b>Date issued:</b> March 2020  <b>Project stage:</b> Preliminary
	DISCLAIMER <p>This house plan is a guide only. It does not constitute legal or other professional advice. You should seek legal or other professional advice in relation to your specific circumstances before adopting any recommendation made within it e.g. advice on structural engineering or building certification requirements. The Commonwealth does not accept responsibility for the accuracy or completeness of this plan, its fitness for a particular purpose, or compliance with any regulatory requirements and standards. Further, the Commonwealth also disclaims liability, to the extent permitted by law, for any liabilities, losses, damages and costs arising from any reliance on the contents of this plan.</p>		





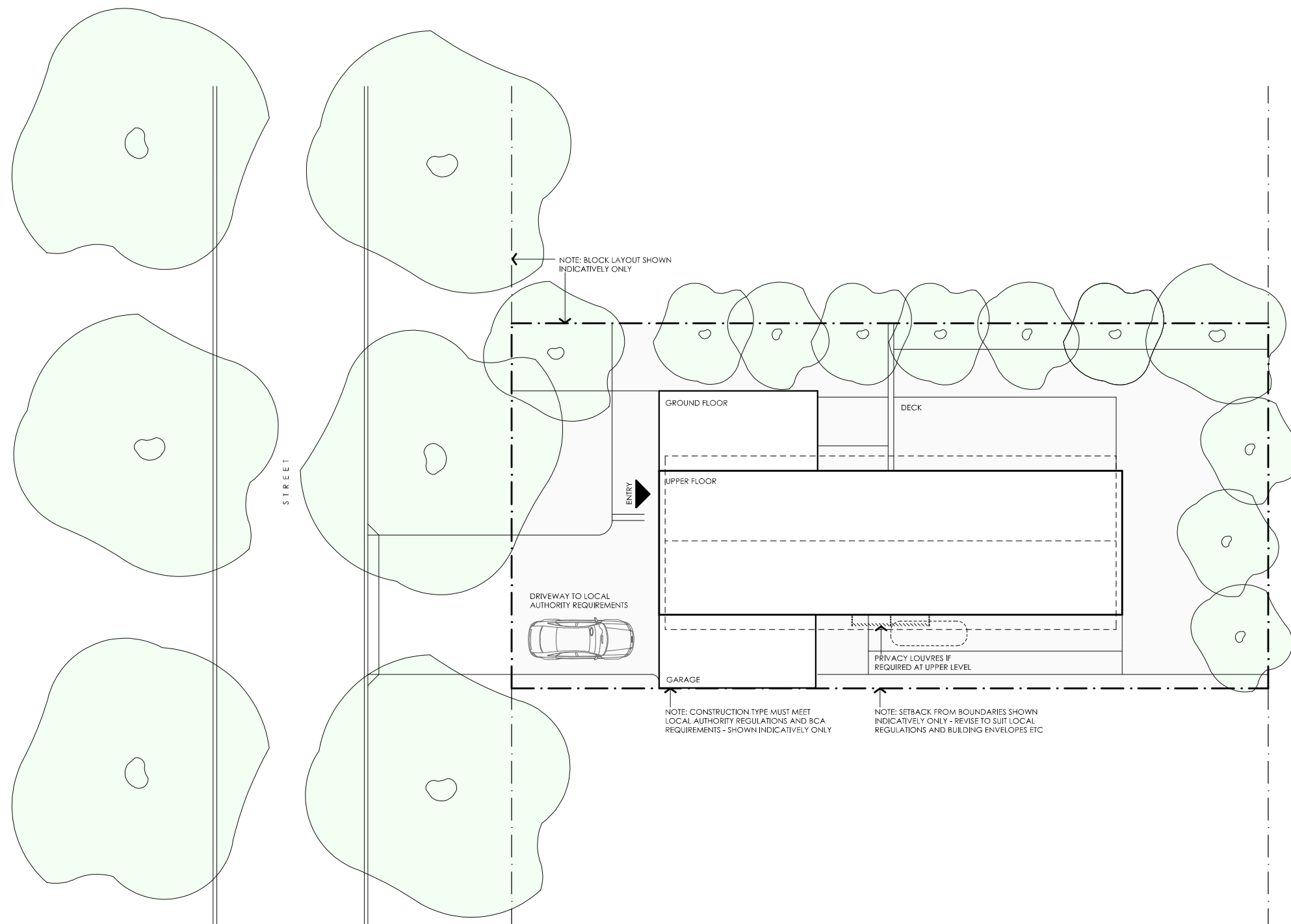
# TELOPEA HOUSE

<b>LEGEND</b> N/A	<b>PROJECT</b>  <b>Australian Government</b>  <b>YourHome</b> Australia's guide to environmentally sustainable homes  <b>Design For Place</b>	<b>DESIGN</b> <b>Telopea House</b> <b>DESIGNED FOR</b> <b>Canberra - Option 1</b>	<b>DETAILS</b> <b>Drawing title:</b> First Floor Wall Setout Plan <b>Scale:</b> 1:100 <b>Paper size:</b> A3
	<b>DISCLAIMER</b> This house plan is a guide only. It does not constitute legal or other professional advice. You should seek legal or other professional advice in relation to your specific circumstances before adopting any recommendation made within it e.g. advice on structural engineering or building certification requirements. The Commonwealth does not accept responsibility for the accuracy or completeness of this plan, its fitness for a particular purpose, or compliance with any regulatory requirements and standards. Further, the Commonwealth also disclaims liability, to the extent permitted by law, for any liabilities, losses, damages and costs arising from any reliance on the contents of this plan.	Technical drawings should be read with the Telopea House Canberra 'Design Options' document which includes building specifications and rating information.	<b>Drawing number:</b> 11/12 <b>Date issued:</b> March 2020 <b>Project stage:</b> Preliminary 





REFERENCE	HEIGHT	WIDTH	TYPE	NOTES
D1	2250mm	1000mm	Solid door	800mm Eave
D2	2250mm	820mm	Solid door	
D3	2250mm	820mm	Solid door	
W1	1050mm	720mm	Fixed window	800mm Eave
W2	1050mm	1500mm	Fixed / casement window	600mm Sun hood See elevations for breakdown of opening types
W3	1050mm	1500mm	Fixed / casement window	600mm Eave See elevations for breakdown of opening types
HD1	2250mm	920mm	Glazed hinged door	600mm Eave
SD2	2250mm	2850mm	Glazed sliding door	600mm Eave
SD3	2250mm	2850mm	Glazed sliding door	600mm Eave
W4	2250mm	880mm	Fixed window	External sliding sun screen
W5	600mm	2850mm	Fixed / casement window	See elevations for breakdown of opening types
W6	1650mm	1500mm	Fixed / casement window	600mm Eave See elevations for breakdown of opening types
W7	1650mm	1500mm	Fixed / casement window	600mm Eave See elevations for breakdown of opening types
W8	1650mm	1500mm	Fixed / casement window	600mm Eave See elevations for breakdown of opening types
W9	1650mm	1500mm	Fixed / casement window	600mm Eave See elevations for breakdown of opening types
W10	1650mm	1500mm	Fixed / casement window	600mm Eave See elevations for breakdown of opening types
W11	1650mm	1500mm	Fixed / casement window	600mm Eave See elevations for breakdown of opening types
W12	1650mm	880mm	Sliding window	External sliding sun screen and 600mm Eave
W13	1650mm	1500mm	Fixed / casement window	600mm Eave See elevations for breakdown of opening types
W14	1650mm	1500mm	Fixed / casement window	600mm Eave See elevations for breakdown of opening types
W15	1650mm	1340mm	Sliding window	External sliding sun screen and 600mm Eave
W16	900mm	600mm	Casement window	Frosted

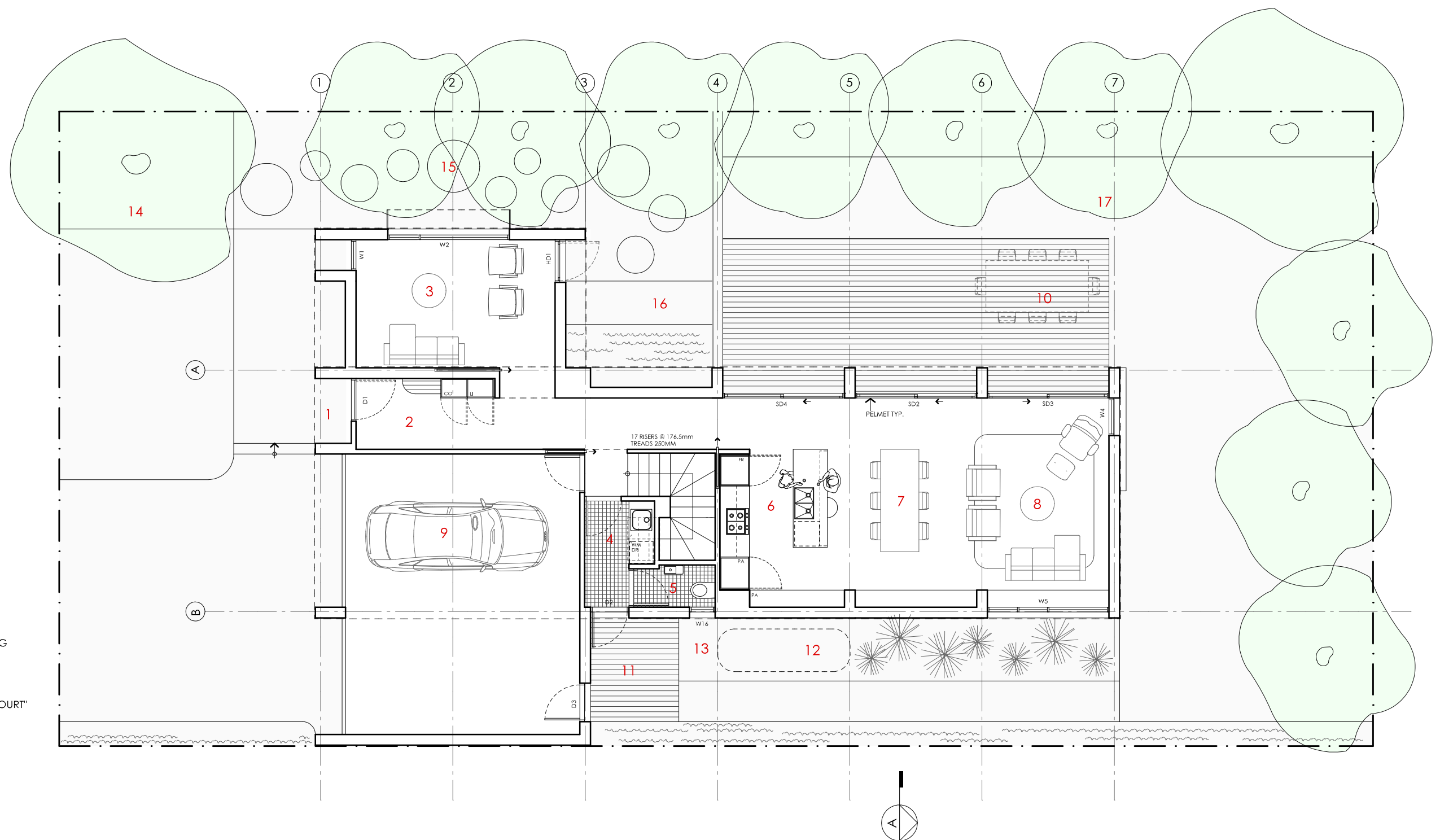
# TELOPEA HOUSE

LEGEND N/A	PROJECT  <b>Australian Government</b>  <b>YourHome</b> Australia's guide to environmentally sustainable homes  <b>Design For Place</b>	DESIGN <b>Telopea House</b>  DESIGNED FOR <b>Canberra – Option 1</b>	DETAILS <b>Drawing title:</b> Window and Door Schedule  <b>Scale:</b> N/A  <b>Paper size:</b> A3  <b>Drawing number:</b> 12/12  <b>Date issued:</b> March 2020  <b>Project stage:</b> Preliminary
	DISCLAIMER This house plan is a guide only. It does not constitute legal or other professional advice. You should seek legal or other professional advice in relation to your specific circumstances before adopting any recommendation made within it e.g. advice on structural engineering or building certification requirements. The Commonwealth does not accept responsibility for the accuracy or completeness of this plan, its fitness for a particular purpose, or compliance with any regulatory requirements and standards. Further, the Commonwealth also disclaims liability, to the extent permitted by law, for any liabilities, losses, damages and costs arising from any reliance on the contents of this plan.	Technical drawings should be read with the Telopea House Canberra 'Design Options' document which includes building specifications and rating information.	



# TELOPEA HOUSE

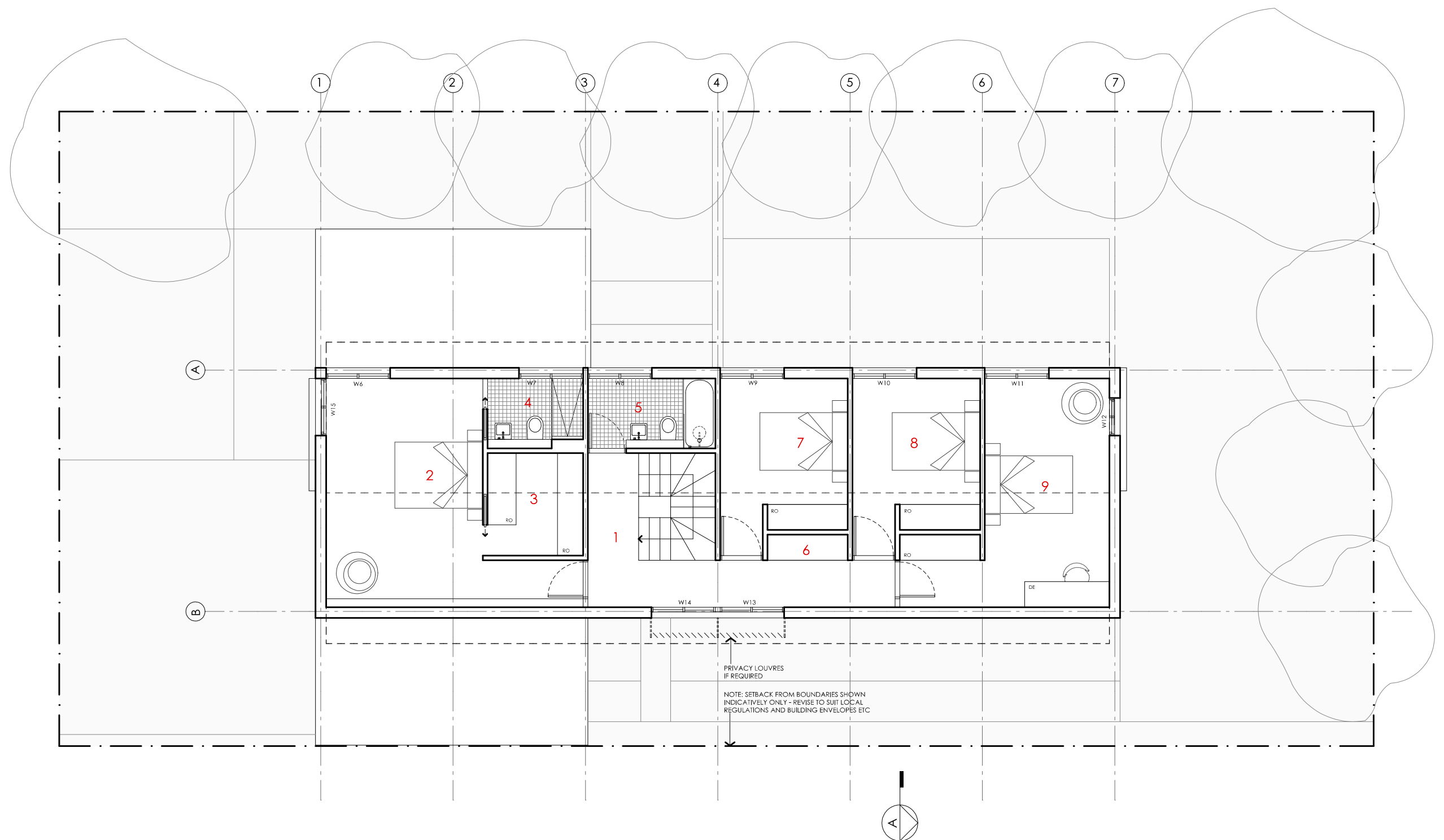
LEGEND N/A	PROJECT  Australian Government  YourHome Australia's guide to environmentally sustainable homes  Design For Place	DESIGN Telopea House	DETAILS
	DISCLAIMER This house plan is a guide only. It does not constitute legal or other professional advice. You should seek legal or other professional advice in relation to your specific circumstances before adopting any recommendation made within it e.g. advice on structural engineering or building certification requirements. The Commonwealth does not accept responsibility for the accuracy or completeness of this plan, its fitness for a particular purpose, or compliance with any regulatory requirements and standards. Further, the Commonwealth also disclaims liability, to the extent permitted by law, for any liabilities, losses, damages and costs arising from any reliance on the contents of this plan.	DESIGNED FOR Canberra - Option 2  Technical drawings should be read with the Telopea House Canberra 'Design Options' document which includes building specifications and rating information.	Drawing title: Site Plan Scale: 1:200 Paper size: A3 Drawing number: 1/12 Date issued: March 2020 Project stage: Preliminary 







- KEY
- 1 ENTRY PORTICO
  - 2 ENTRY
  - 3 LIVING 2
  - 4 LAUNDRY
  - 5 POWDER ROOM
  - 6 KITCHEN
  - 7 DINING
  - 8 LIVING
  - 9 GARAGE
  - 10 OUTDOOR ENTERTAINING
  - 11 DECK
  - 12 WATER TANK
  - 13 SERVICES ZONE
  - 14 "STREET COURT"
  - 15 "WINTER AFTERNOON COURT"
  - 16 "REFLECTIVE COURT"
  - 17 "ENTERTAINING COURT"

# TELOPEA HOUSE

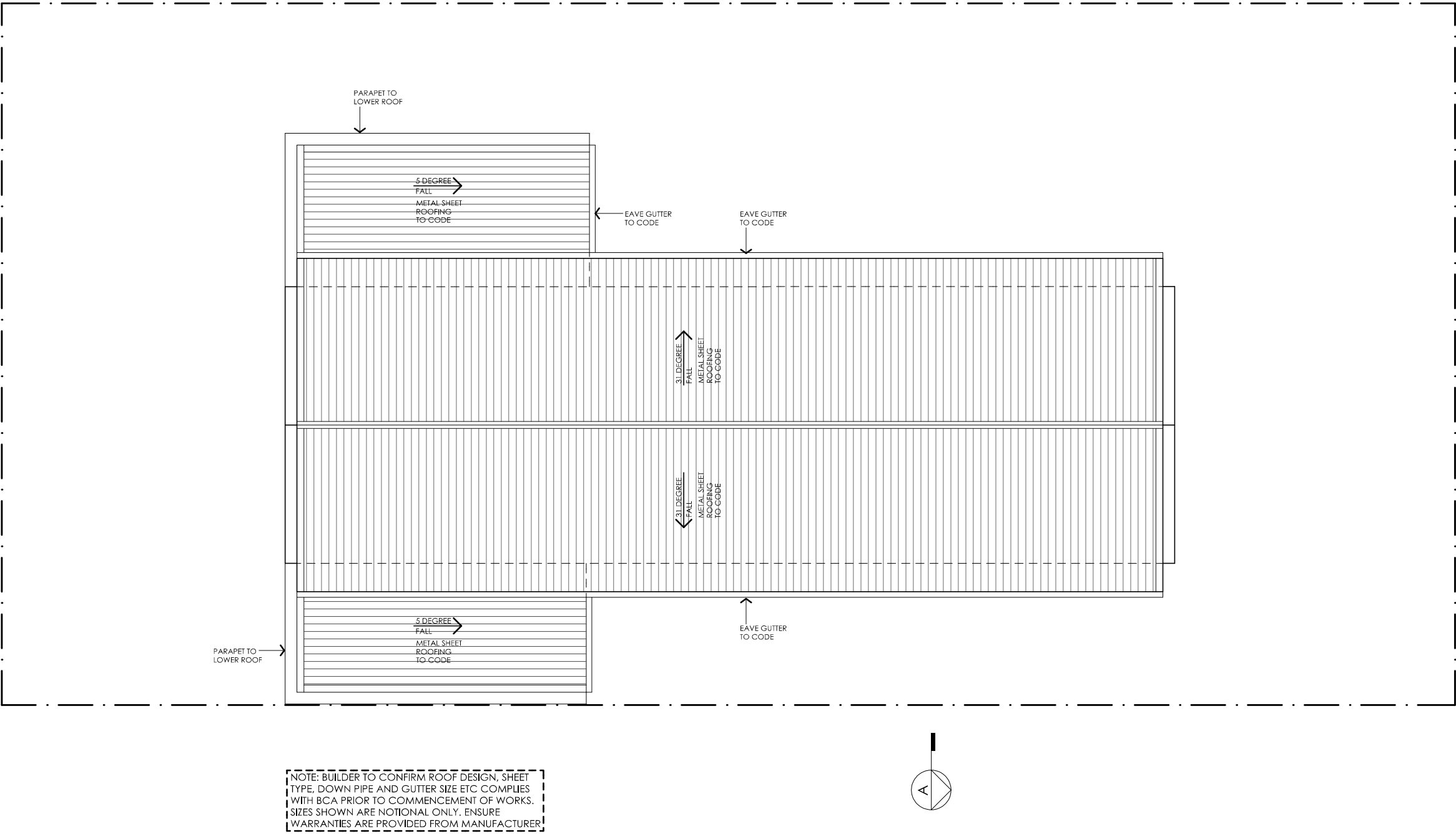
<div>NOTES</div> <div><div><div>GFL LIVING</div><div>89 m2</div></div><div><div>GARAGE</div><div>41 m2</div></div><div><div>UFL LIVING</div><div>101 m2</div></div><div><div>TOTAL GFA</div><div>231 m2</div></div></div> <div><div>NOTE: GFA CALCULATIONS DO NOT INCLUDE DECKS, TERRACES, COURTYARDS, VERANDAHs, VOIDS, STAIRS &amp; BALCONIES @ UFL. NOTE THAT INTERNAL ROOM DIMENSIONS ARE NOMINAL ONLY AND GENERALLY INCLUDE JOINERY WITHIN THOSE DIMENSIONS.</div></div>		<div><div><div>PROJECT</div><div><div><div><div></div><div>Australian Government</div></div><div><div></div><div>Australia's guide to environmentally sustainable homes</div></div><div><div></div><div>Design For Place</div></div></div></div><div><div>DISCLAIMER</div><div><div>This house plan is a guide only. It does not constitute legal or other professional advice. You should seek legal or other professional advice in relation to your specific circumstances before adopting any recommendation made within it e.g. advice on structural engineering or building certification requirements. The Commonwealth does not accept responsibility for the accuracy or completeness of this plan, its fitness for a particular purpose, or compliance with any regulatory requirements and standards. Further, the Commonwealth also disclaims liability, to the extent permitted by law, for any liabilities, losses, damages and costs arising from any reliance on the contents of this plan.</div></div></div></div></div>		<div><div><div>DESIGN</div><div>Telopea House</div><div>DESIGNED FOR</div><div>Canberra – Option 2</div></div><div><div>Technical drawings should be read with the Telopea House Canberra ‘Design Options’ document which includes building specifications and rating information.</div></div></div>		<div><div><div>DETAILS</div><div><div>Drawing title:</div><div>Ground Floor Plan</div></div><div><div>Scale:</div><div>1:100</div></div><div><div>Paper size:</div><div>A3</div></div><div><div>Drawing number:</div><div>2/12</div></div><div><div>Date issued:</div><div>March 2020</div></div><div><div>Project stage:</div><div>Preliminary</div></div></div><div><div><div>N</div><div></div></div></div></div>	
-------------------------------------------------------------------------------------------------------------------------------------------------------------------------------------------------------------------------------------------------------------------------------------------------------------------------------------------------------------------------------------------------------------------------------------------------------------------------------	--	--------------------------------------------------------------------------------------------------------------------------------------------------------------------------------------------------------------------------------------------------------------------------------------------------------------------------------------------------------------------------------------------------------------------------------------------------------------------------------------------------------------------------------------------------------------------------------------------------------------------------------------------------------------------------------------------------------------------------------------------------------------------------------------------------------------------------------------------------------------------------------------------------------------------------------------------------------------------------------------------------------------------------------------------------------------------------------------------------------------------------------------------------------------------------------------------------------------------------------------------------------------------------------------------------------	--	------------------------------------------------------------------------------------------------------------------------------------------------------------------------------------------------------------------------------------------------------------------------------------------------------	--	-----------------------------------------------------------------------------------------------------------------------------------------------------------------------------------------------------------------------------------------------------------------------------------------------------------------------------------------------------------------------------------------------------------------------------------------------------------------------------------------------------------	--






# TELOPEA HOUSE

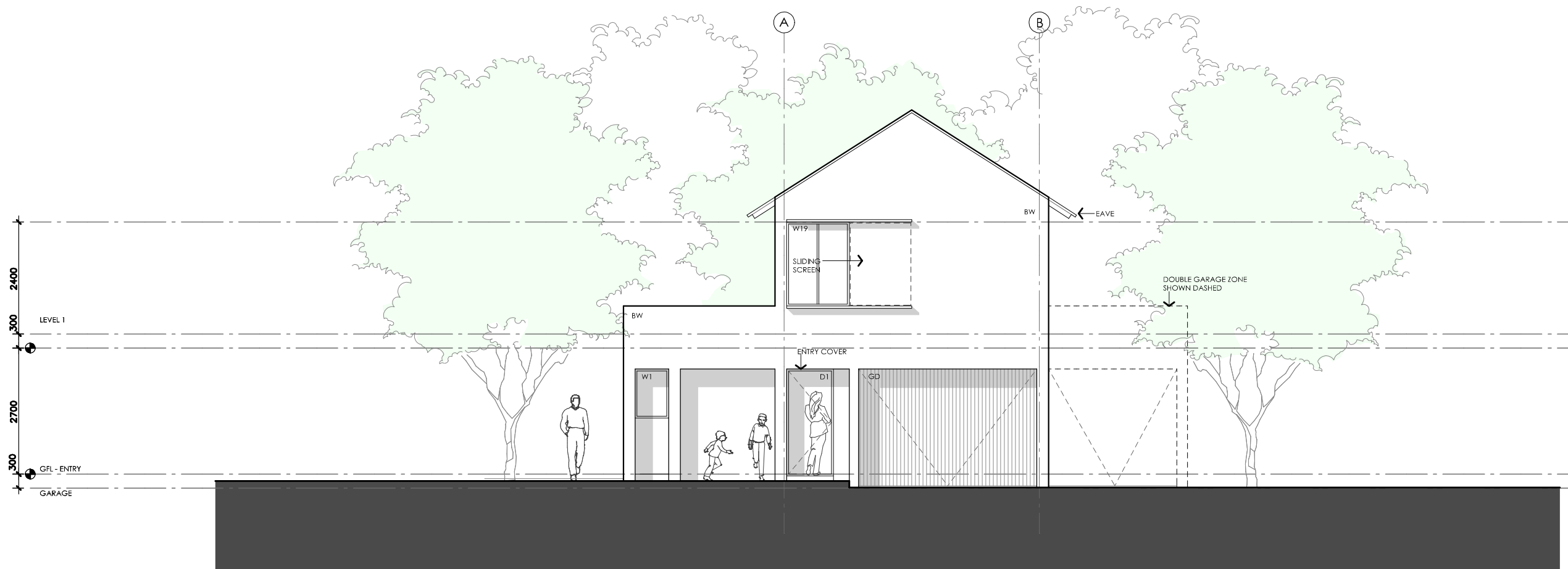
<p><b>NOTES</b></p> <p>GFL LIVING 89 m2 GARAGE 41 m2 UFL LIVING 101 m2 TOTAL GFA 231 m2</p> <p><small>NOTE: GFA CALCULATIONS DO NOT INCLUDE DECKS, TERRACES, COURTYARDS, VERANDAHs, VOIDS, STAIRS &amp; BALCONIES @ UFL. NOTE THAT INTERNAL ROOM DIMENSIONS ARE NOMINAL ONLY AND GENERALLY INCLUDE JOINERY WITHIN THOSE DIMENSIONS.</small></p>	<p><b>PROJECT</b></p> <p> <b>Australian Government</b></p> <p> <b>YourHome</b> Australia's guide to environmentally sustainable homes</p> <p> <b>Design For Place</b></p> <p><b>DISCLAIMER</b></p> <p>This house plan is a guide only. It does not constitute legal or other professional advice. You should seek legal or other professional advice in relation to your specific circumstances before adopting any recommendation made within it e.g. advice on structural engineering or building certification requirements. The Commonwealth does not accept responsibility for the accuracy or completeness of this plan, its fitness for a particular purpose, or compliance with any regulatory requirements and standards. Further, the Commonwealth also disclaims liability, to the extent permitted by law, for any liabilities, losses, damages and costs arising from any reliance on the contents of this plan.</p>	<p><b>DESIGN</b></p> <p><b>Telopea House</b></p> <p><b>DESIGNED FOR</b></p> <p><b>Canberra - Option 2</b></p> <p>Technical drawings should be read with the Telopea House Canberra 'Design Options' document which includes building specifications and rating information.</p>	<p><b>DETAILS</b></p> <p><b>Drawing title:</b> First Floor Plan</p> <p><b>Scale:</b> 1:100</p> <p><b>Paper size:</b> A3</p> <p><b>Drawing number:</b> 3/12</p> <p><b>Date issued:</b> March 2020</p> <p><b>Project stage:</b> Preliminary</p> <p></p>
-------------------------------------------------------------------------------------------------------------------------------------------------------------------------------------------------------------------------------------------------------------------------------------------------------------------------------------------------------------	----------------------------------------------------------------------------------------------------------------------------------------------------------------------------------------------------------------------------------------------------------------------------------------------------------------------------------------------------------------------------------------------------------------------------------------------------------------------------------------------------------------------------------------------------------------------------------------------------------------------------------------------------------------------------------------------------------------------------------------------------------------------------------------------------------------------------------------------------------------------------------------------------------------------------------------------------------------------------------------------------------------------------------------------------------------------------------------------------------------------------------------------------------------------------------------------------	---------------------------------------------------------------------------------------------------------------------------------------------------------------------------------------------------------------------------------------------------------------------------------	--------------------------------------------------------------------------------------------------------------------------------------------------------------------------------------------------------------------------------------------------------------------------------------------------------------------------------------------





# TELOPEA HOUSE

<b>LEGEND</b> N/A	<div data-bbox="516 1709 626 1734">PROJECT</div> <div data-bbox="647 1738 979 1822"> Australian Government</div> <div data-bbox="1127 1738 1552 1822"> YourHome Australia's guide to environmentally sustainable homes</div> <div data-bbox="1754 1730 1866 1822"> Design For Place</div>	<div data-bbox="2024 1709 2125 1734">DESIGN</div> <div data-bbox="2024 1747 2190 1772">Telopea House</div> <div data-bbox="2024 1799 2217 1824">DESIGNED FOR</div> <div data-bbox="2024 1839 2249 1864">Canberra – Option 2</div>	<div data-bbox="2442 1709 2546 1734">DETAILS</div> <div data-bbox="2442 1755 2697 1780">Drawing title: Roof Plan</div> <div data-bbox="2442 1801 2573 1827">Scale: 1:100</div> <div data-bbox="2442 1848 2605 1873">Paper size: A3</div>
	<div data-bbox="516 1854 667 1879">DISCLAIMER</div> <div data-bbox="516 1898 2015 2013">This house plan is a guide only. It does not constitute legal or other professional advice. You should seek legal or other professional advice in relation to your specific circumstances before adopting any recommendation made within it e.g. advice on structural engineering or building certification requirements. The Commonwealth does not accept responsibility for the accuracy or completeness of this plan, its fitness for a particular purpose, or compliance with any regulatory requirements and standards. Further, the Commonwealth also disclaims liability, to the extent permitted by law, for any liabilities, losses, damages and costs arising from any reliance on the contents of this plan.</div>	<div data-bbox="2024 1898 2395 2013">Technical drawings should be read with the Telopea House Canberra 'Design Options' document which includes building specifications and rating information.</div>	<div data-bbox="2442 1894 2691 1919">Drawing number: 4/12</div> <div data-bbox="2442 1940 2709 1965">Date issued: March 2020</div> <div data-bbox="2442 1986 2718 2011">Project stage: Preliminary</div> <div data-bbox="2783 1887 2873 2013"></div>



01 | STREET ELEVATION  
01\_201 | 1:100




# TELOPEA HOUSE

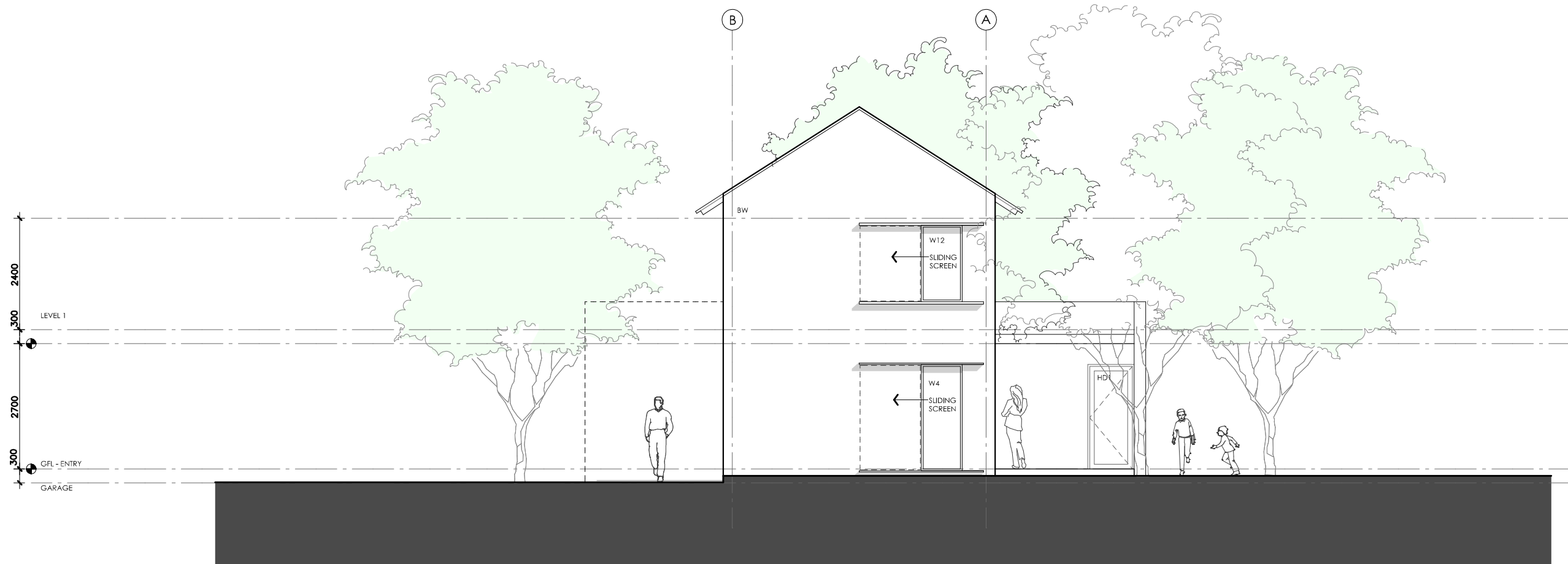
<b>LEGEND</b> BW FACE BRICK WALL TYPE & COLOUR TBC WB WEATHERBOARD CLADDING TYPE & COLOUR TBC CFC COMPRESSED FC SHEET ON TIMBER FRAME EXPRESSED JOINT AT EDGES INDICATED MF FOLDED METAL FASCIA COLOUR TBC ST STEEL WORK COLOUR TBC GD GARAGE DOOR COLOUR TBC AL ALUMINIUM COVER PLATE COLOUR TO MATCH WINDOW FRAMES	<b>PROJECT</b>  Australian Government  YourHome Australia's guide to environmentally sustainable homes  Design For Place <b>DISCLAIMER</b> This house plan is a guide only. It does not constitute legal or other professional advice. You should seek legal or other professional advice in relation to your specific circumstances before adopting any recommendation made within it e.g. advice on structural engineering or building certification requirements. The Commonwealth does not accept responsibility for the accuracy or completeness of this plan, its fitness for a particular purpose, or compliance with any regulatory requirements and standards. Further, the Commonwealth also disclaims liability, to the extent permitted by law, for any liabilities, losses, damages and costs arising from any reliance on the contents of this plan.	<b>DESIGN</b> Telopea House <b>DESIGNED FOR</b> Canberra - Option 2  Technical drawings should be read with the Telopea House Canberra 'Design Options' document which includes building specifications and rating information.	<b>DETAILS</b> <b>Drawing title:</b> Elevation <b>Scale:</b> 1:100 <b>Paper size:</b> A3 <b>Drawing number:</b> 5/12 <b>Date issued:</b> March 2020 <b>Project stage:</b> Preliminary
----------------------------------------------------------------------------------------------------------------------------------------------------------------------------------------------------------------------------------------------------------------------------------------------------------------------------------------------------------------	---------------------------------------------------------------------------------------------------------------------------------------------------------------------------------------------------------------------------------------------------------------------------------------------------------------------------------------------------------------------------------------------------------------------------------------------------------------------------------------------------------------------------------------------------------------------------------------------------------------------------------------------------------------------------------------------------------------------------------------------------------------------------------------------------------------------------------------------------------------------------------------------------------------------------------------------------------------------------------------------------------------------------------------------------------------------------------------------------------------------------------------------------	------------------------------------------------------------------------------------------------------------------------------------------------------------------------------------------------------------------------------------------------	---------------------------------------------------------------------------------------------------------------------------------------------------------------------------------------------------------



01 | NORTH ELEVATION  
01\_202 | 1:100




# TELOPEA HOUSE

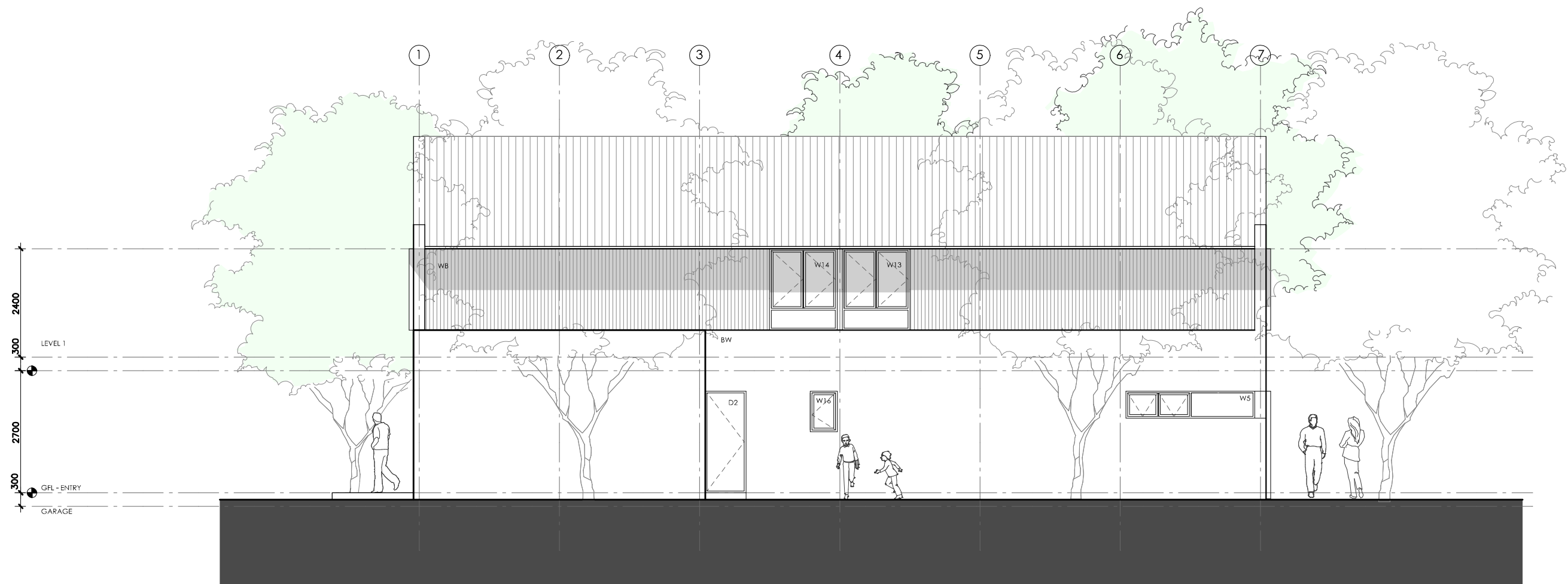
<b>LEGEND</b> BW FACE BRICK WALL TYPE & COLOUR TBC WB WEATHERBOARD CLADDING TYPE & COLOUR TBC CFC COMPRESSED FC SHEET ON TIMBER FRAME EXPRESSED JOINT AT EDGES INDICATED MF FOLDED METAL FASCIA COLOUR TBC ST STEEL WORK COLOUR TBC GD GARAGE DOOR COLOUR TBC AL ALUMINIUM COVER PLATE COLOUR TO MATCH WINDOW FRAMES	<b>PROJECT</b>  Australian Government  YourHome Australia's guide to environmentally sustainable homes  Design For Place <b>DISCLAIMER</b> This house plan is a guide only. It does not constitute legal or other professional advice. You should seek legal or other professional advice in relation to your specific circumstances before adopting any recommendation made within it e.g. advice on structural engineering or building certification requirements. The Commonwealth does not accept responsibility for the accuracy or completeness of this plan, its fitness for a particular purpose, or compliance with any regulatory requirements and standards. Further, the Commonwealth also disclaims liability, to the extent permitted by law, for any liabilities, losses, damages and costs arising from any reliance on the contents of this plan.	<b>DESIGN</b> Telopea House <b>DESIGNED FOR</b> Canberra - Option 2 Technical drawings should be read with the Telopea House Canberra 'Design Options' document which includes building specifications and rating information.	<b>DETAILS</b> <b>Drawing title:</b> Elevation <b>Scale:</b> 1:100 <b>Paper size:</b> A3 <b>Drawing number:</b> 6/12 <b>Date issued:</b> March 2020 <b>Project stage:</b> Preliminary
----------------------------------------------------------------------------------------------------------------------------------------------------------------------------------------------------------------------------------------------------------------------------------------------------------------------------------------------------------------	---------------------------------------------------------------------------------------------------------------------------------------------------------------------------------------------------------------------------------------------------------------------------------------------------------------------------------------------------------------------------------------------------------------------------------------------------------------------------------------------------------------------------------------------------------------------------------------------------------------------------------------------------------------------------------------------------------------------------------------------------------------------------------------------------------------------------------------------------------------------------------------------------------------------------------------------------------------------------------------------------------------------------------------------------------------------------------------------------------------------------------------------------	--------------------------------------------------------------------------------------------------------------------------------------------------------------------------------------------------------------------------------------------	---------------------------------------------------------------------------------------------------------------------------------------------------------------------------------------------------------



01 | EAST ELEVATION  
01\_203 | 1:100




# TELOPEA HOUSE

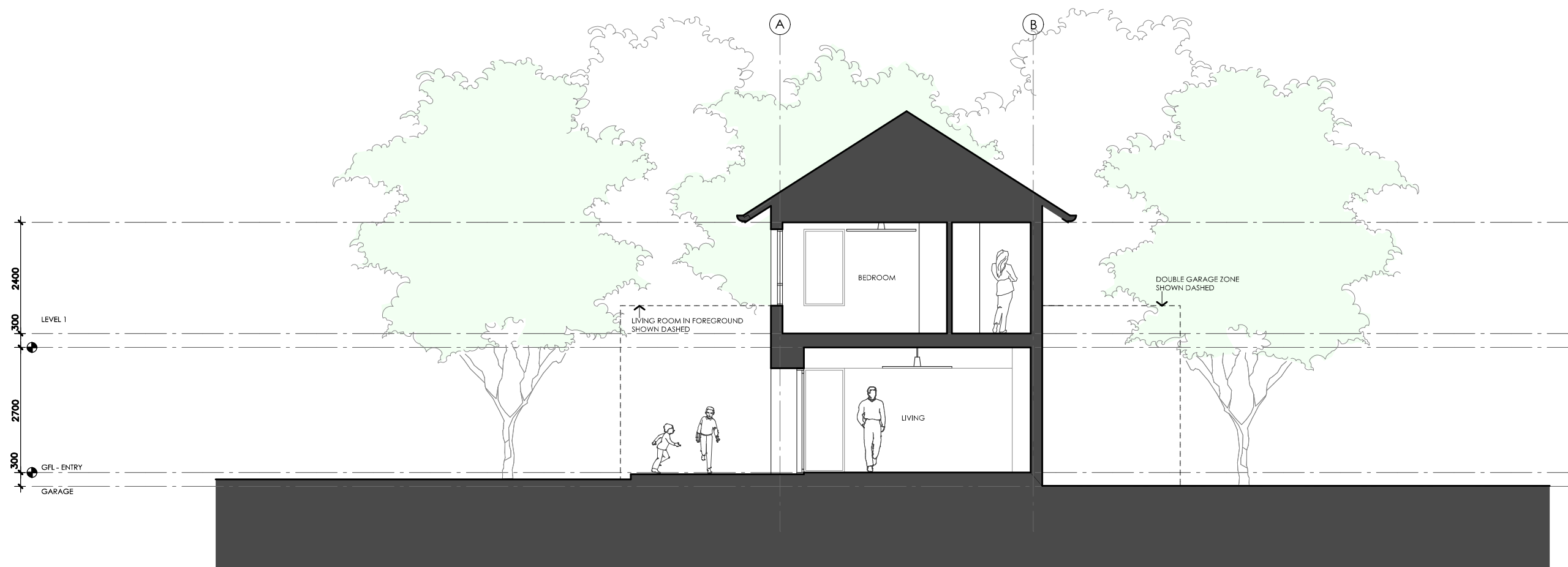
<b>LEGEND</b> BW FACE BRICK WALL TYPE & COLOUR TBC WB WEATHERBOARD CLADDING TYPE & COLOUR TBC CFC COMPRESSED FC SHEET ON TIMBER FRAME EXPRESSED JOINT AT EDGES INDICATED MF FOLDED METAL FASCIA COLOUR TBC ST STEEL WORK COLOUR TBC GD GARAGE DOOR COLOUR TBC AL ALUMINIUM COVER PLATE COLOUR TO MATCH WINDOW FRAMES	<b>PROJECT</b>  Australian Government  YourHome Australia's guide to environmentally sustainable homes  Design For Place <b>DISCLAIMER</b> This house plan is a guide only. It does not constitute legal or other professional advice. You should seek legal or other professional advice in relation to your specific circumstances before adopting any recommendation made within it e.g. advice on structural engineering or building certification requirements. The Commonwealth does not accept responsibility for the accuracy or completeness of this plan, its fitness for a particular purpose, or compliance with any regulatory requirements and standards. Further, the Commonwealth also disclaims liability, to the extent permitted by law, for any liabilities, losses, damages and costs arising from any reliance on the contents of this plan.	<b>DESIGN</b> Telopea House <b>DESIGNED FOR</b> Canberra – Option 2 Technical drawings should be read with the Telopea House Canberra 'Design Options' document which includes building specifications and rating information.	<b>DETAILS</b> <b>Drawing title:</b> Elevation <b>Scale:</b> 1:100 <b>Paper size:</b> A3 <b>Drawing number:</b> 7/12 <b>Date issued:</b> March 2020 <b>Project stage:</b> Preliminary
----------------------------------------------------------------------------------------------------------------------------------------------------------------------------------------------------------------------------------------------------------------------------------------------------------------------------------------------------------------	---------------------------------------------------------------------------------------------------------------------------------------------------------------------------------------------------------------------------------------------------------------------------------------------------------------------------------------------------------------------------------------------------------------------------------------------------------------------------------------------------------------------------------------------------------------------------------------------------------------------------------------------------------------------------------------------------------------------------------------------------------------------------------------------------------------------------------------------------------------------------------------------------------------------------------------------------------------------------------------------------------------------------------------------------------------------------------------------------------------------------------------------------	--------------------------------------------------------------------------------------------------------------------------------------------------------------------------------------------------------------------------------------------	---------------------------------------------------------------------------------------------------------------------------------------------------------------------------------------------------------



01 | SOUTH ELEVATION  
01\_204 | 1:100



# TELOPEA HOUSE

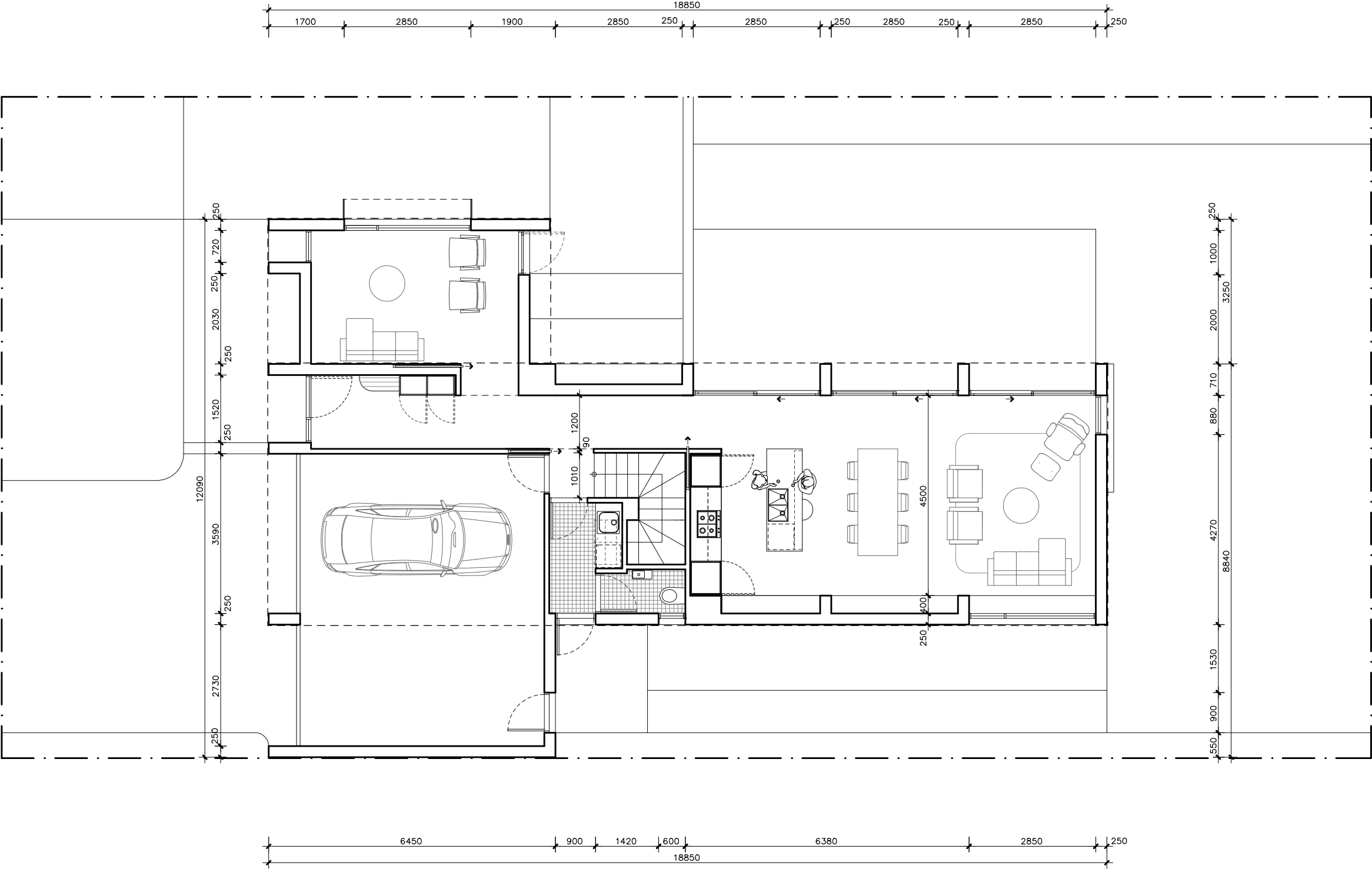
<b>LEGEND</b> BW FACE BRICK WALL TYPE & COLOUR TBC WB WEATHERBOARD CLADDING TYPE & COLOUR TBC CFC COMPRESSED FC SHEET ON TIMBER FRAME EXPRESSED JOINT AT EDGES INDICATED MF FOLDED METAL FASCIA COLOUR TBC ST STEEL WORK COLOUR TBC GD GARAGE DOOR COLOUR TBC AL ALUMINIUM COVER PLATE COLOUR TO MATCH WINDOW FRAMES	<b>PROJECT</b>  <b>Australian Government</b>  <b>YourHome</b> Australia's guide to environmentally sustainable homes  <b>Design For Place</b> <b>DISCLAIMER</b> This house plan is a guide only. It does not constitute legal or other professional advice. You should seek legal or other professional advice in relation to your specific circumstances before adopting any recommendation made within it e.g. advice on structural engineering or building certification requirements. The Commonwealth does not accept responsibility for the accuracy or completeness of this plan, its fitness for a particular purpose, or compliance with any regulatory requirements and standards. Further, the Commonwealth also disclaims liability, to the extent permitted by law, for any liabilities, losses, damages and costs arising from any reliance on the contents of this plan.	<b>DESIGN</b> <b>Telopea House</b> <b>DESIGNED FOR</b> <b>Canberra - Option 2</b> Technical drawings should be read with the Telopea House Canberra 'Design Options' document which includes building specifications and rating information.	<b>DETAILS</b> <b>Drawing title:</b> Elevation <b>Scale:</b> 1:100 <b>Paper size:</b> A3 <b>Drawing number:</b> 8/12 <b>Date issued:</b> March 2020 <b>Project stage:</b> Preliminary
----------------------------------------------------------------------------------------------------------------------------------------------------------------------------------------------------------------------------------------------------------------------------------------------------------------------------------------------------------------	------------------------------------------------------------------------------------------------------------------------------------------------------------------------------------------------------------------------------------------------------------------------------------------------------------------------------------------------------------------------------------------------------------------------------------------------------------------------------------------------------------------------------------------------------------------------------------------------------------------------------------------------------------------------------------------------------------------------------------------------------------------------------------------------------------------------------------------------------------------------------------------------------------------------------------------------------------------------------------------------------------------------------------------------------------------------------------------------------------------------------------------------------------------------	----------------------------------------------------------------------------------------------------------------------------------------------------------------------------------------------------------------------------------------------------------	---------------------------------------------------------------------------------------------------------------------------------------------------------------------------------------------------------




01 | SECTION AA  
1:100

# TELOPEA HOUSE

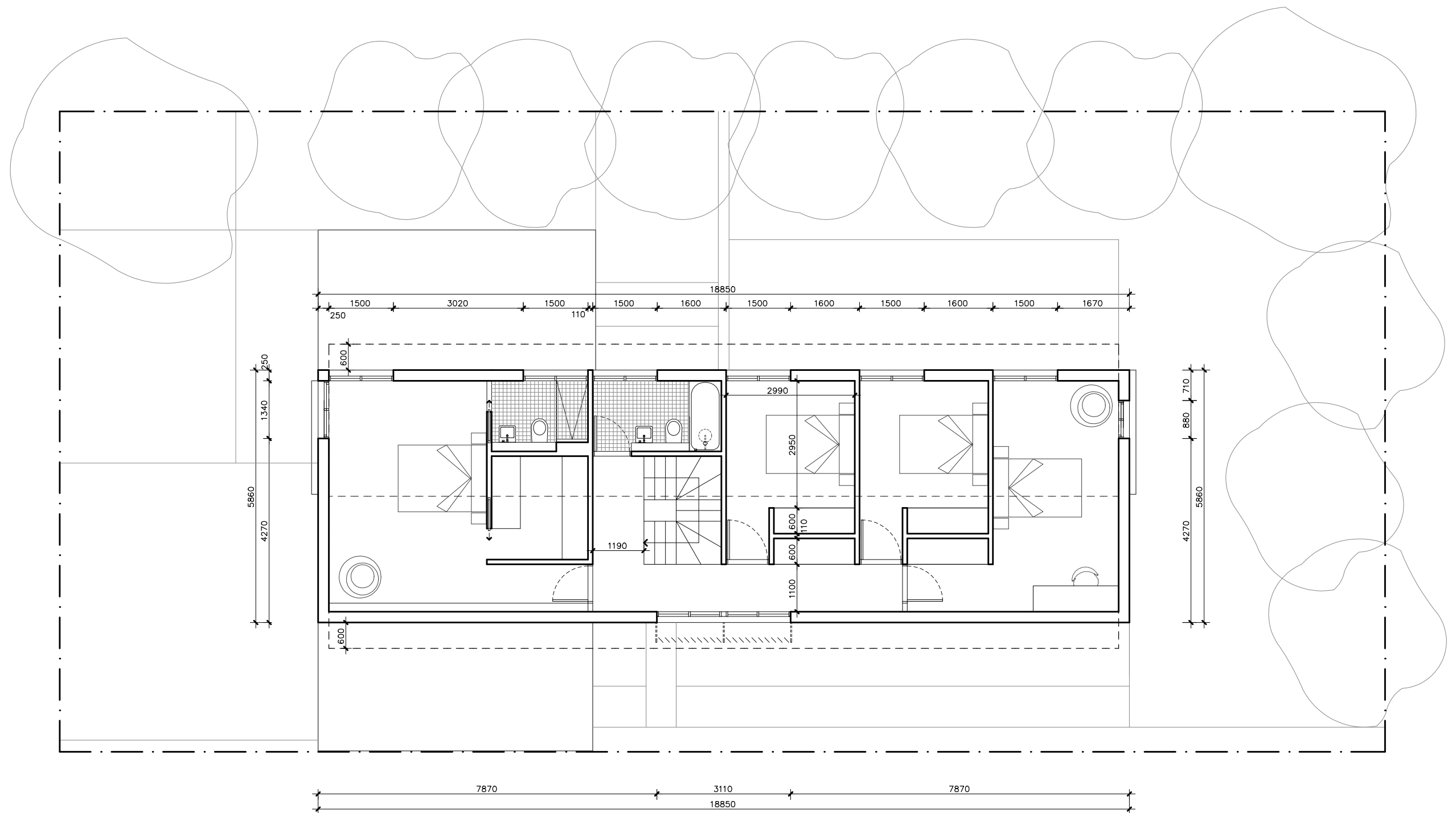
LEGEND  N/A	PROJECT			DESIGN	DETAILS
	<div> Australian Government</div> <div> YourHome Australia's guide to environmentally sustainable homes</div> <div> Design For Place</div>			Telopea House	Drawing title: Section
	DISCLAIMER			DESIGNED FOR	Scale: 1:100
	This house plan is a guide only. It does not constitute legal or other professional advice. You should seek legal or other professional advice in relation to your specific circumstances before adopting any recommendation made within it e.g. advice on structural engineering or building certification requirements. The Commonwealth does not accept responsibility for the accuracy or completeness of this plan, its fitness for a particular purpose, or compliance with any regulatory requirements and standards. Further, the Commonwealth also disclaims liability, to the extent permitted by law, for any liabilities, losses, damages and costs arising from any reliance on the contents of this plan.			Canberra – Option 2	Paper size: A3
				Technical drawings should be read with the Telopea House Canberra 'Design Options' document which includes building specifications and rating information.	Drawing number: 9/12
					Date issued: March 2020
					Project stage: Preliminary







# TELOPEA HOUSE

<p>LEGEND</p> <p>N/A</p>	<p>PROJECT</p> <div><span>Australian Government</span><span>YourHome</span> Australia's guide to environmentally sustainable homes<span>Design For Place</span></div> <p>DISCLAIMER</p> <p>This house plan is a guide only. It does not constitute legal or other professional advice. You should seek legal or other professional advice in relation to your specific circumstances before adopting any recommendation made within it e.g. advice on structural engineering or building certification requirements. The Commonwealth does not accept responsibility for the accuracy or completeness of this plan, its fitness for a particular purpose, or compliance with any regulatory requirements and standards. Further, the Commonwealth also disclaims liability, to the extent permitted by law, for any liabilities, losses, damages and costs arising from any reliance on the contents of this plan.</p>	<p>DESIGN</p> <p><b>Telopea House</b></p> <p>DESIGNED FOR</p> <p><b>Canberra - Option 2</b></p> <p>Technical drawings should be read with the Telopea House Canberra 'Design Options' document which includes building specifications and rating information.</p>	<p>DETAILS</p> <p><b>Drawing title:</b> Ground Floor Wall Setout Plan</p> <p><b>Scale:</b> 1:100</p> <p><b>Paper size:</b> A3</p> <p><b>Drawing number:</b> 10/12</p> <p><b>Date issued:</b> March 2020</p> <p><b>Project stage:</b> Preliminary</p> <div><span>N</span></div>
--------------------------	-----------------------------------------------------------------------------------------------------------------------------------------------------------------------------------------------------------------------------------------------------------------------------------------------------------------------------------------------------------------------------------------------------------------------------------------------------------------------------------------------------------------------------------------------------------------------------------------------------------------------------------------------------------------------------------------------------------------------------------------------------------------------------------------------------------------------------------------------------------------------------------------------------------------------------------------------------------------------------------------------------------------------------------------------------------------------------------------------------------------------------------------------------------------------------------------	-------------------------------------------------------------------------------------------------------------------------------------------------------------------------------------------------------------------------------------------------------------------	---------------------------------------------------------------------------------------------------------------------------------------------------------------------------------------------------------------------------------------------------------------------------------------------------------------------------------------------------------------------





# TELOPEA HOUSE

<b>LEGEND</b> N/A	<b>PROJECT</b> <div><b>Australian Government</b></div> <div><b>YourHome</b> Australia's guide to environmentally sustainable homes</div> <div><b>Design For Place</b></div>	<b>DESIGN</b> <b>Telopea House</b>  <b>DESIGNED FOR</b> <b>Canberra – Option 2</b>	<b>DETAILS</b> <b>Drawing title:</b> First Floor Wall Setout Plan <b>Scale:</b> 1:100 <b>Paper size:</b> A3
	<b>DISCLAIMER</b> This house plan is a guide only. It does not constitute legal or other professional advice. You should seek legal or other professional advice in relation to your specific circumstances before adopting any recommendation made within it e.g. advice on structural engineering or building certification requirements. The Commonwealth does not accept responsibility for the accuracy or completeness of this plan, its fitness for a particular purpose, or compliance with any regulatory requirements and standards. Further, the Commonwealth also disclaims liability, to the extent permitted by law, for any liabilities, losses, damages and costs arising from any reliance on the contents of this plan.	Technical drawings should be read with the Telopea House Canberra 'Design Options' document which includes building specifications and rating information.	<b>Drawing number:</b> 11/12 <b>Date issued:</b> March 2020 <b>Project stage:</b> Preliminary <div></div>

REFERENCE	HEIGHT	WIDTH	TYPE	NOTES
D1	2250mm	1000mm	Solid door	800mm Eave
D2	2250mm	820mm	Solid door	
D3	2250mm	820mm	Solid door	
W1	1050mm	720mm	Fixed window	800mm Eave
W2	1050mm	2850mm	Fixed / casement window	600mm Sun hood See elevations for breakdown of opening types
HD1	2250mm	920mm	Glazed sliding door	600mm Eave
SD2	2250mm	2850mm	Glazed sliding door	600mm Eave
SD3	2250mm	2850mm	Glazed sliding door	600mm Eave
SD4	2250mm	2850mm	Glazed sliding door	600mm Eave
W4	2250mm	880mm	Fixed window	External sliding sun screen
W5	600mm	2850mm	Fixed / casement window	See elevations for breakdown of opening types
W6	1800mm	1500mm	Fixed / casement window	600mm Eave See elevations for breakdown of opening types
W7	1800mm	1500mm	Fixed / casement window	600mm Eave See elevations for breakdown of opening types
W8	1800mm	1500mm	Fixed / casement window	600mm Eave See elevations for breakdown of opening types
W9	1800mm	1500mm	Fixed / casement window	600mm Eave See elevations for breakdown of opening types
W10	1800mm	1500mm	Fixed / casement window	600mm Eave See elevations for breakdown of opening types
W11	1800mm	1500mm	Fixed / casement window	600mm Eave See elevations for breakdown of opening types
W12	1800mm	880mm	Sliding window	External sliding sun screen and 600mm Eave
W13	1800mm	1500mm	Fixed / casement window	600mm Eave See elevations for breakdown of opening types
W14	1800mm	1500mm	Fixed / casement window	600mm Eave See elevations for breakdown of opening types
W15	1800mm	1340mm	Sliding window	External sliding sun screen and 600mm Eave
W16	900mm	600mm	Casement window	Frosted

# TELOPEA HOUSE

LEGEND N/A	PROJECT  <b>Australian Government</b>  <b>YourHome</b> Australia's guide to environmentally sustainable homes  <b>Design For Place</b>	DESIGN <b>Telopea House</b>  DESIGNED FOR <b>Canberra – Option 2</b>	DETAILS <b>Drawing title:</b> Window and Door Schedule  <b>Scale:</b> N/A  <b>Paper size:</b> A3  <b>Drawing number:</b> 12/12  <b>Date issued:</b> March 2020  <b>Project stage:</b> Preliminary
	DISCLAIMER This house plan is a guide only. It does not constitute legal or other professional advice. You should seek legal or other professional advice in relation to your specific circumstances before adopting any recommendation made within it e.g. advice on structural engineering or building certification requirements. The Commonwealth does not accept responsibility for the accuracy or completeness of this plan, its fitness for a particular purpose, or compliance with any regulatory requirements and standards. Further, the Commonwealth also disclaims liability, to the extent permitted by law, for any liabilities, losses, damages and costs arising from any reliance on the contents of this plan.	Technical drawings should be read with the Telopea House Canberra 'Design Options' document which includes building specifications and rating information.	